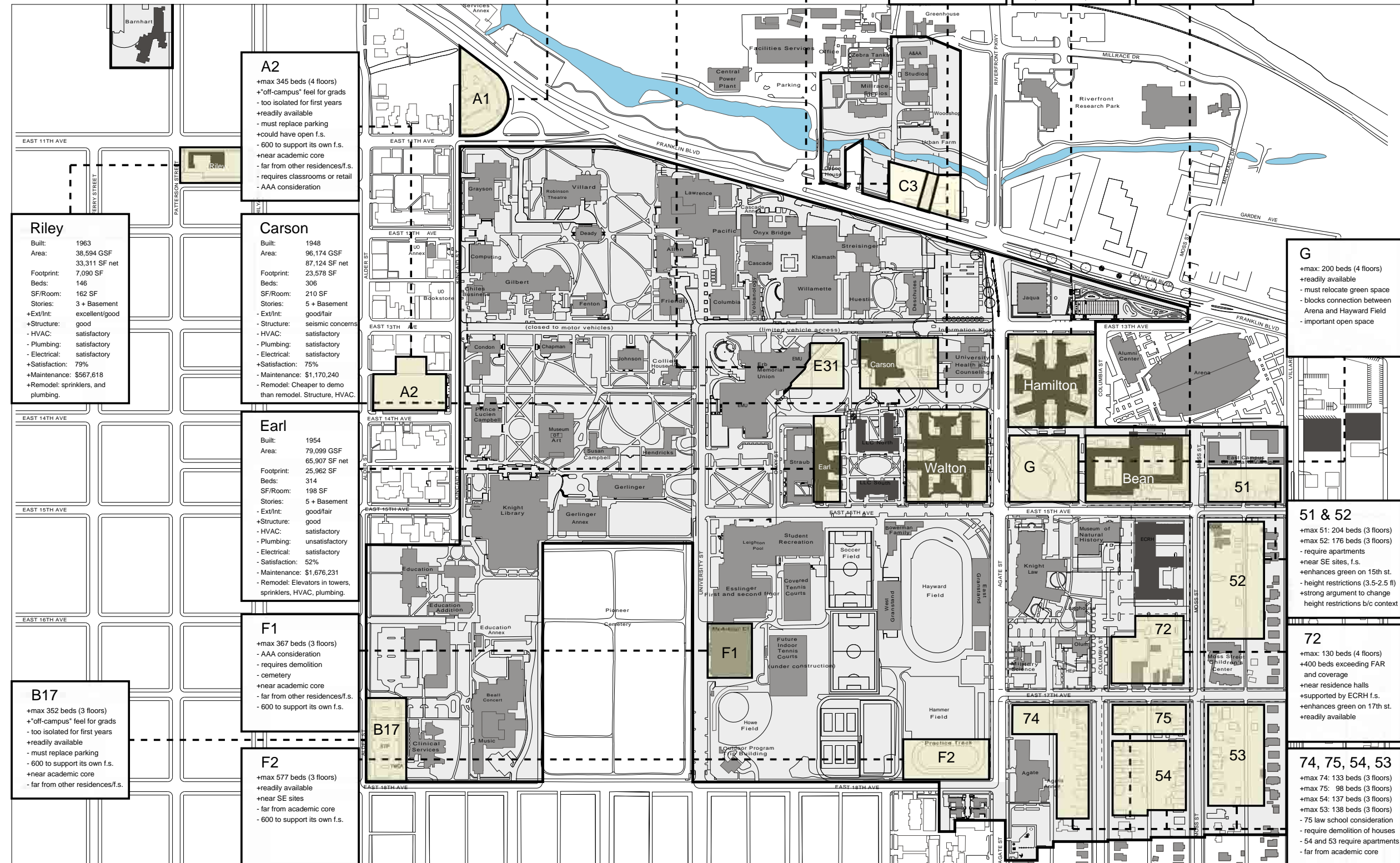
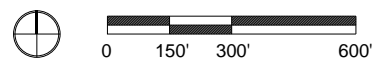


University of Oregon Residence Hall Modernization Study

CAMPUS SITE PLAN - ANNOTATED DIAGRAM OF SITES



SCALE 1:150



Phase1a

H72
+400 to 450

Phase1b

OFF
CAMPUS

+200 to 400

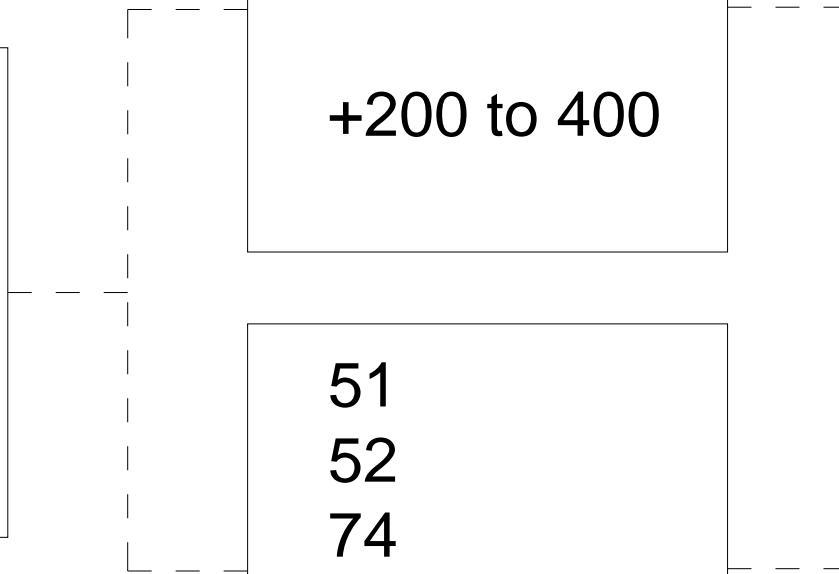
51
52
74
75
A1

+200 to 400

Phase 2, 3, 4

HAMILTON
BEAN
WALTON

HAMILTON
BEAN
WALTON

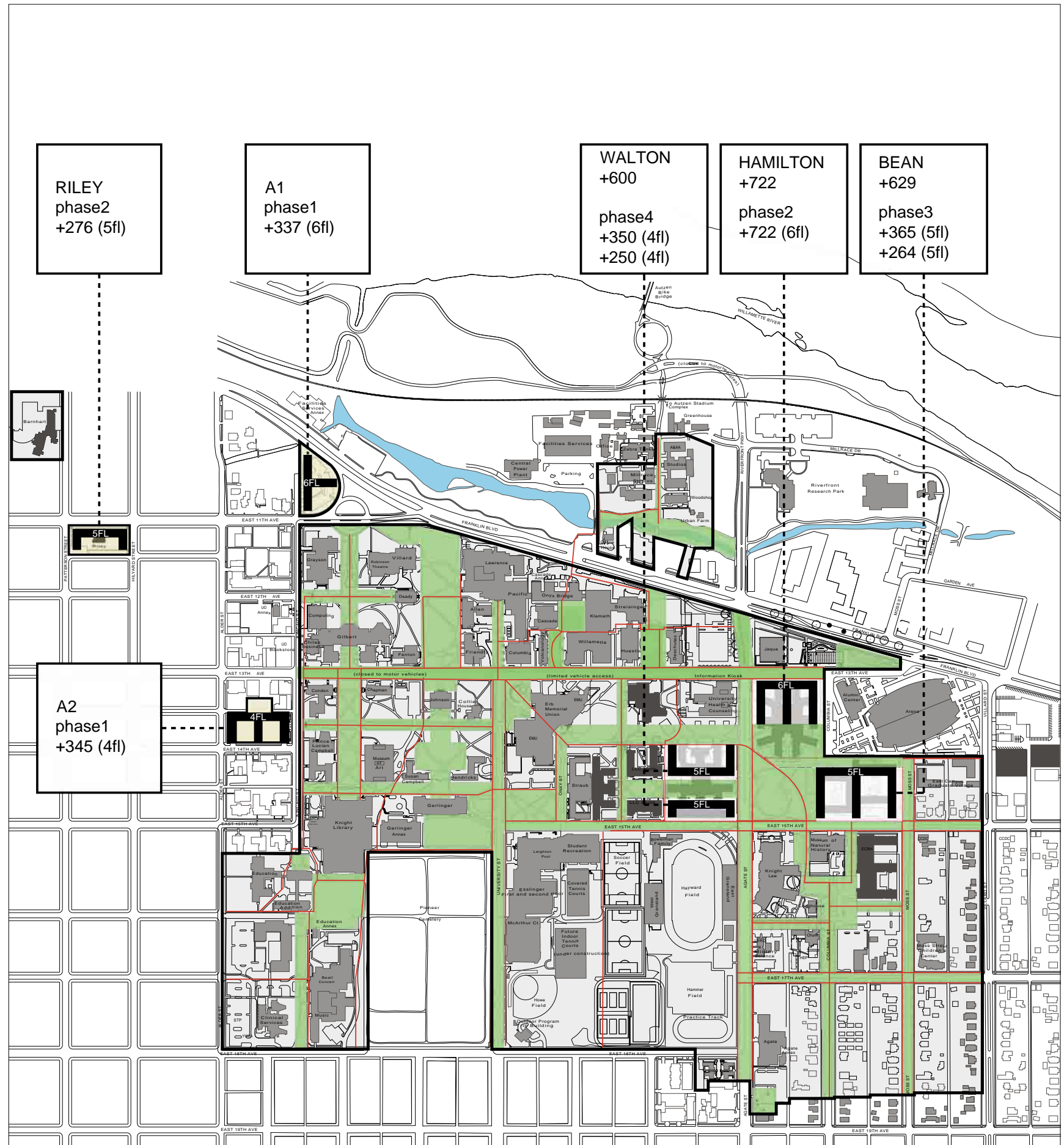


University of Oregon Residence Hall Modernization Study

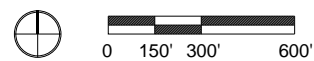
RESIDENTIAL DISTRICT - DEVELOPMENT OPTION NW

UNIVERSITY OF OREGON											
Residence Hall Modernization Study											
Development Option NW	2010	2012	Phase 1	Demo	Phase 2	Demo	Phase 3	Demo	Phase 4	Demo	Phase 5
Residence Hall:											
Carson	306	306	306	306	306	306	306	306	306	306	306
Earl	314	314	314	314	314	314	314	314	314	314	314
Walton	629	629	629	629	629	629	629	629	629	0	
Hamilton	812	812	812	812	812	0					
Bean	722	722	722	722	722	722	0				
Riley	146	146	146	0							
LLC	387	387	387	387	387	387	387	387	387	387	387
Barnhart	433	433	433	433	433	433	433	433	433	433	433
*TOTAL FALL 2010	3,749	3,749	3,749	3,603	3,603	2,791	2,791	2,069	2,069	1,440	1,440
ECRH-Occupancy Fall 2012		451	451	451	451	451	451	451	451	451	451
BASELINE SUBTOTAL	3,749	4,200	4,200	4,054	4,054	3,242	3,242	2,520	2,520	1,891	1,891
Residence Hall A1			337	337	337	337	337	337	337	337	337
Residence Hall A2			345	345	345	345	345	345	345	345	345
Riley Replacement				276	276	276	276	276	276	276	276
Hamilton Replacement						722	722	722	722	722	722
Bean Replacement								629	629	629	629
Walton Replacement										600	600
Off Campus Housing (Courtside)	172										
Off Campus Housing (Villard)	231										
Off Campus Housing (Other)											
GRAND TOTAL	3,749	4,200	4,882	4,736	5,012	4,200	4,922	4,200	4,829	4,200	4,800
Commissary and Catering Kitchen											
Housing Office											
Housing Maintenance Shop											

Area	Sub- Area	Size	MAX Coverage	Coverage	MAX FAR	FAR	floors	Footprint	GSF	beds at 340 sf
A	1	45,113	.500	.423	2.00	2.00	6	19,096	114,580	337
A	2	59,292	.500	.500	2.00	2.00	4	29,325	117,300	345
	Riley	49,462	?	.380	?	2.00	5	18,768	93,840	276
G	Hamilton	418,270	.300	.220	.880	1.10	6	49,096	245,480	722
G	Bean	418,270	.300	.220	.880	1.10	5	42,772	213,860	629
E	Walton	1,016,396	.300	.250	.870	.938	5	40,800	204,000	600



SCALE 1:200



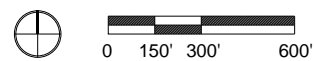
University of Oregon Residence Hall Modernization Study

RESIDENTIAL DISTRICT - HAMILTON DEVELOPMENT OPTION 1

UNIVERSITY OF OREGON									
Residence Hall Modernization Study									
Hamilton Development Option 1	2010	2012							2030
	Current Capacity	Current Capacity	Phase 1	Demo	Phase 2	Demo	Phase 3	Demo	Phase 4
Residence Hall:									
Carson	306	306	306	306	306	306	306	306	306
Earl	314	314	314	314	314	314	314	314	314
Walton	629	629	629	629	629	0			
Hamilton	812	812	812	0					
Bean	722	722	722	722	722	722	722	0	
Riley	146	146	146	146	146	146	146	146	146
LLC	387	387	387	387	387	387	387	387	387
Barnhart	433	433	433	433	433	433	433	433	433
*TOTAL FALL 2010	3,749	3,749	3,749	2,937	2,937	2,308	2,308	1,586	1,586
ECRH-Occupancy Fall 2012		451	451	451	451	451	451	451	451
BASELINE SUBTOTAL	3,749	4,200	4,200	3,388	3,388	2,759	2,759	2,037	2,037
Residence Hall H72			450	450	450	450	450	450	450
Residence Hall 51, 52, 74, 75, A2			362	362	362	362	362	362	362
Hamilton Replacement				629	629	629	629	629	629
Walton Replacement						722	722	722	722
Bean Replacement								600	600
Off Campus Housing (Courtside)	172								
Off Campus Housing (Villard)	231								
Off Campus Housing (Other)									
GRAND TOTAL	3,749	4,200	5,012	4,200	4,829	4,200	4,922	4,200	4,800
Commissary and Catering Kitchen									
Housing Office									
Housing Maintenance Shop									

Area	Sub- Area	Size	MAX Coverage	Coverage	MAX FAR	FAR	floors	Footprint	GSF	beds at 340 sf
H	72	261,005	.300	.340	.880	1.31	4	38,250	153,000	450
H	51, 52, 74, 75	varies	.300-.500	varies	.500-.750	varies	3	20,286	60,860	179
G	Hamilton	418,270	.300	.180	.880	1.00	6	35,643	213,860	629
G	Bean 1	418,270	.300	.180	.880	1.00	5	23,800	119,000	350
G	Bean 2	418,270	.300	.180	.880	1.00	5	17,000	85,000	250
E	Walton 1	1,016,396	.300	.260	.870	.980	5	27,880	139,400	410
E	Walton 2	1,016,396	.300	.260	.870	.980	5	21,216	106,080	312

SCALE 1:200



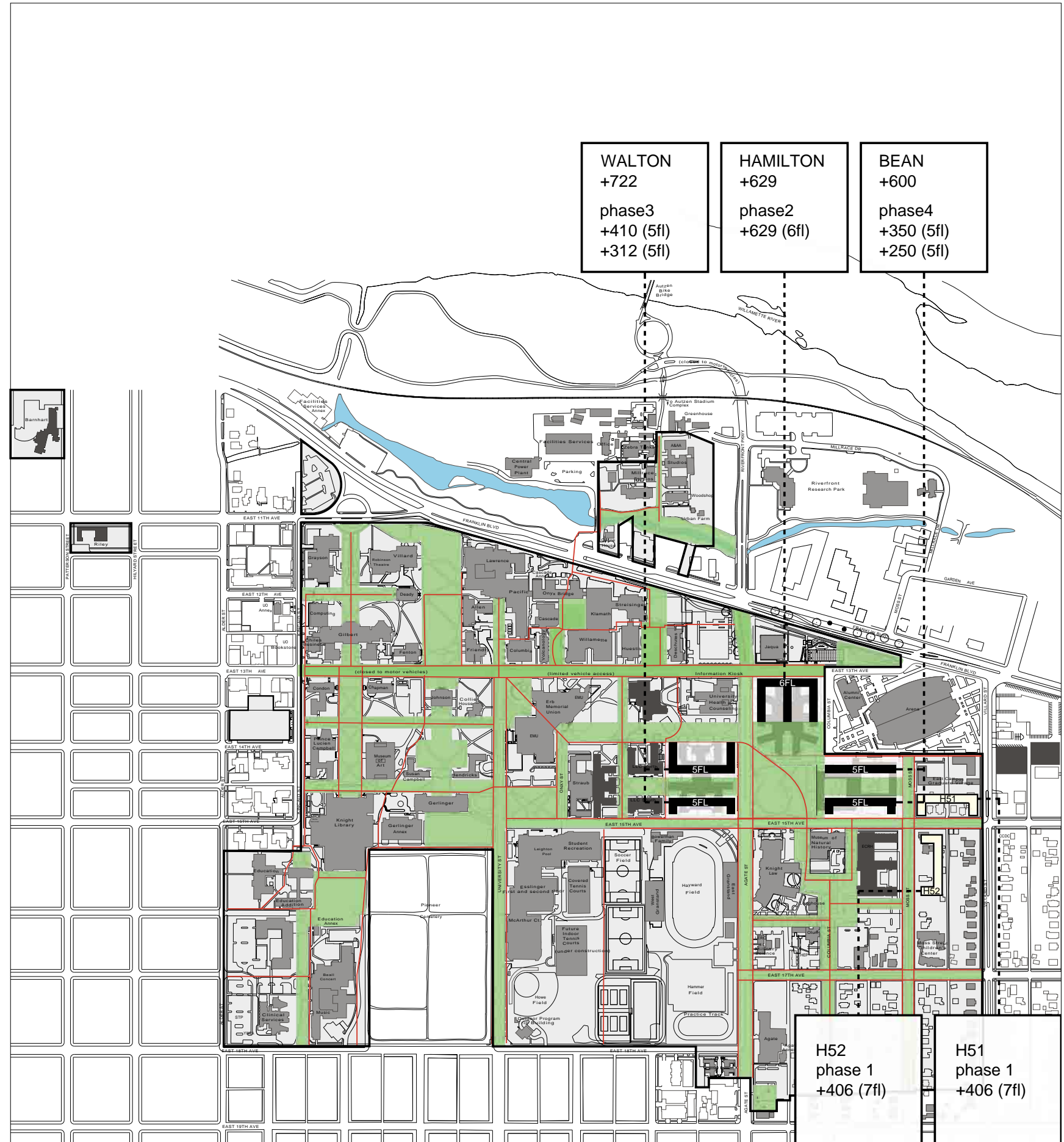
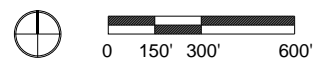
University of Oregon Residence Hall Modernization Study

RESIDENTIAL DISTRICT - HAMILTON DEVELOPMENT OPTION 2

UNIVERSITY OF OREGON									
Residence Hall Modernization Study									
	2010	2012							2030
Hamilton Development Option 2	Current Capacity	Current Capacity	Phase 1	Demo	Phase 2	Demo	Phase 3	Demo	Phase 4
Residence Hall:									
Carson	306	306	306	306	306	306	306	306	306
Earl	314	314	314	314	314	314	314	314	314
Walton	629	629	629	629	629	0			
Hamilton	812	812	812	0					
Bean	722	722	722	722	722	722	722	0	
Riley	146	146	146	146	146	146	146	146	146
LLC	387	387	387	387	387	387	387	387	387
Barnhart	433	433	433	433	433	433	433	433	433
*TOTAL FALL 2010	3,749	3,749	3,749	2,937	2,937	2,308	2,308	1,586	1,586
ECRH-Occupancy Fall 2012		451	451	451	451	451	451	451	451
BASELINE SUBTOTAL	3,749	4,200	4,200	3,388	3,388	2,759	2,759	2,037	2,037
Residence Hall H51			406	406	406	406	406	406	406
Residence Hall H52			406	406	406	406	406	406	406
Hamilton Replacement					629	629	629	629	629
Walton Replacement							722	722	722
Bean Replacement									600
Off Campus Housing (Courtside)	172								
Off Campus Housing (Villard)	231								
Off Campus Housing (Other)									
GRAND TOTAL	3,749	4,200	5,012	4,200	4,829	4,200	4,922	4,200	4,800
Commissary and Catering Kitchen									
Housing Office									
Housing Maintenance Shop									

Area	Sub- Area	Size	MAX Coverage	Coverage	MAX FAR	FAR	floors	Footprint	GSF	beds at 340 sf
H	51	116,243	.300	.200	.600	1.19	7	19,720	138,040	406
H	52	164,096	.300	.255	.500	.976	7	19,720	138,040	406
G	Hamilton	418,270	.300	.180	.880	1.00	6	35,643	213,860	629
G	Bean 1	418,270	.300	.180	.880	1.00	5	23,800	119,000	350
G	Bean 2	418,270	.300	.180	.880	1.00	5	17,000	85,000	250
E	Walton 1	1,016,396	.300	.260	.870	.980	5	27,880	139,400	410
E	Walton 2	1,016,396	.300	.260	.870	.980	5	21,216	106,080	312

SCALE 1:200



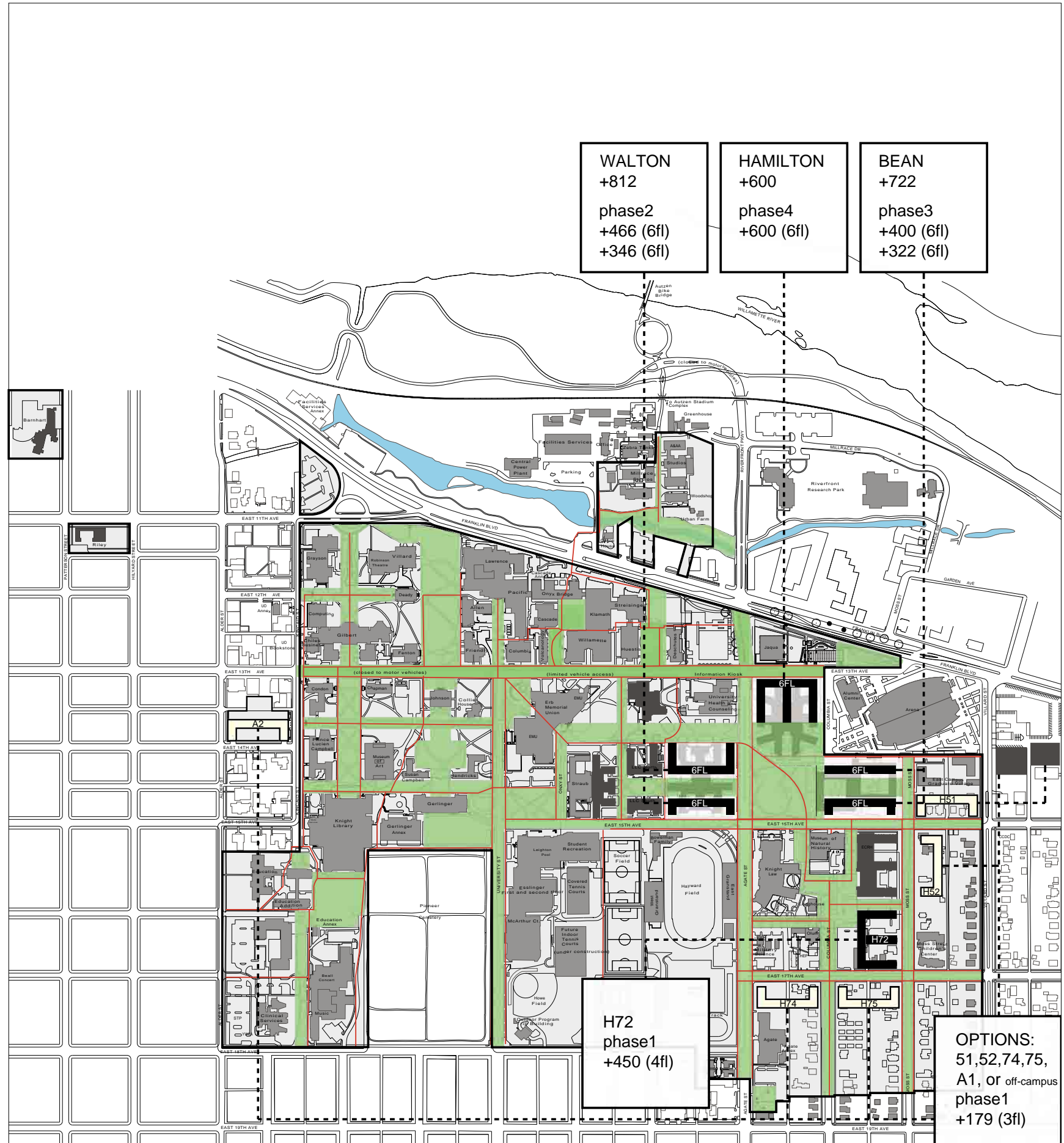
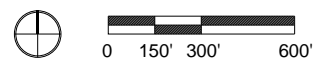
University of Oregon Residence Hall Modernization Study

RESIDENTIAL DISTRICT - WALTON DEVELOPMENT OPTION 1

UNIVERSITY OF OREGON									
Residence Hall Modernization Study									
Walton Development Option 1	2010	2012							2030
	Current Capacity	Current Capacity	Phase 1	Demo	Phase 2	Demo	Phase 3	Demo	Phase 4
Residence Hall:									
Carson	306	306	306	306	306	306	306	306	306
Earl	314	314	314	314	314	314	314	314	314
Walton	629	629	629	0					
Hamilton	812	812	812	812	812	812	812	0	
Bean	722	722	722	722	722	0			
Riley	146	146	146	146	146	146	146	146	146
LLC	387	387	387	387	387	387	387	387	387
Barnhart	433	433	433	433	433	433	433	433	433
*TOTAL FALL 2010	3,749	3,749	3,749	3,120	3,120	2,398	2,398	1,586	1,586
ECRH-Occupancy Fall 2012		451	451	451	451	451	451	451	451
BASELINE SUBTOTAL	3,749	4,200	4,200	3,571	3,571	2,849	2,849	2,037	2,037
Residence Hall H72			450	450	450	450	450	450	450
Residence Hall 51, 52, 74, 75, A2			179	179	179	179	179	179	179
Walton Replacement				812	812	812	812	812	812
Bean Replacement						722	722	722	722
Hamilton Replacement								600	600
Off Campus Housing (Courtside)	172								
Off Campus Housing (Villard)	231								
Off Campus Housing (Other)									
GRAND TOTAL	3,749	4,200	4,829	4,200	5,012	4,290	5,012	4,200	4,800
Commissary and Catering Kitchen									
Housing Office									
Housing Maintenance Shop									

Area	Sub-Area	Size	MAX Coverage	Coverage	MAX FAR	FAR	floors	Footprint	GSF	beds at 340 sf
H	72	261,005	.300	.340	.880	1.31	4	38,250	153,000	450
H	51,52,74,75	varies	.300-.500	varies	.500-.750	varies	3	20,286	60,860	179
G	Hamilton	418,270	.300	.180	.880	1.07	6	34,000	204,000	600
G	Bean 1	418,270	.300	.180	.880	1.07	6	22,666	136,000	400
G	Bean 2	418,270	.300	.180	.880	1.07	6	18,246	109,480	322
E	Walton 1	1,016,396	.300	.257	.870	1.00	6	26,406	158,440	466
E	Walton 2	1,016,396	.300	.257	.870	1.00	6	19,606	117,640	346

SCALE 1:200



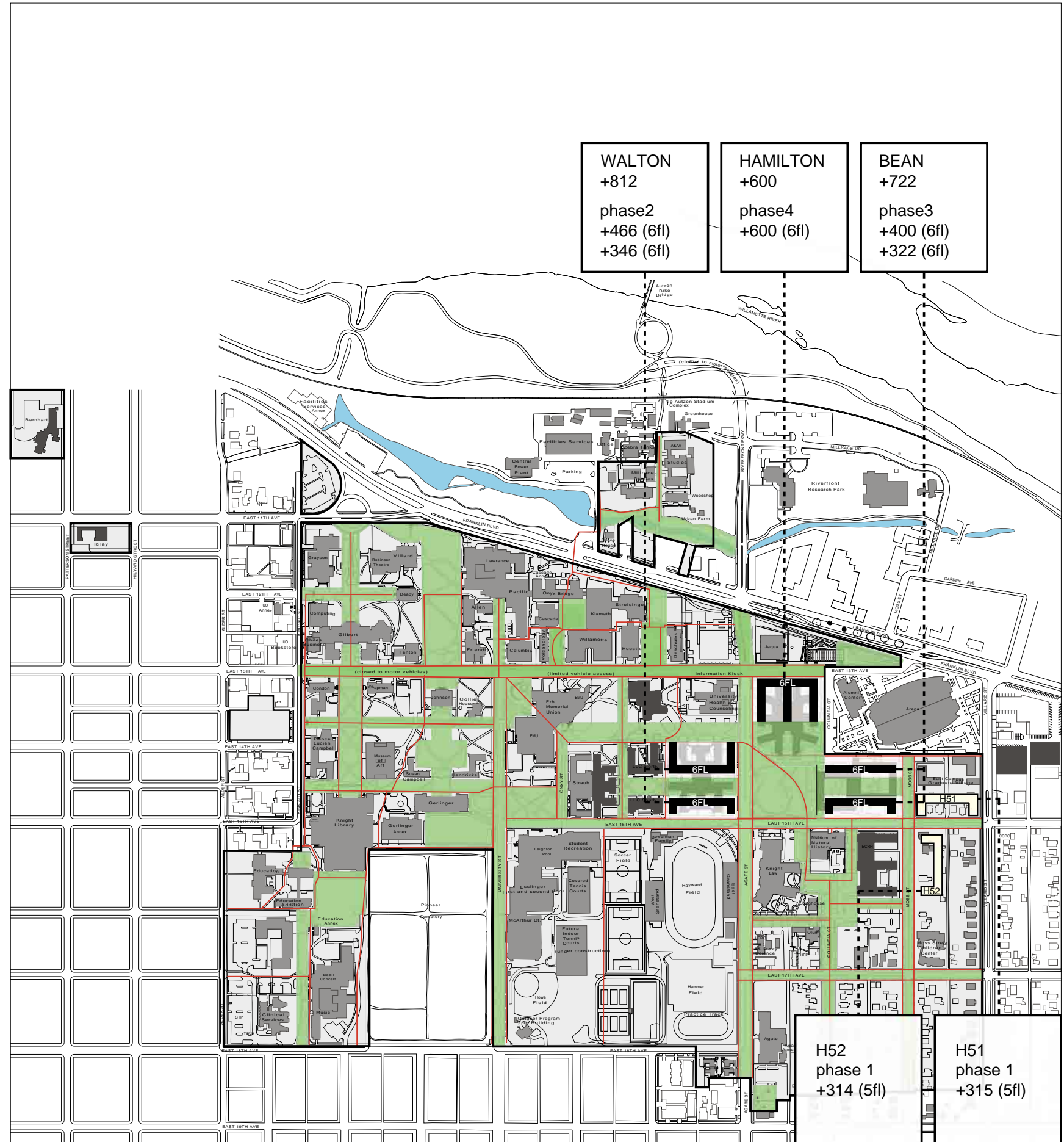
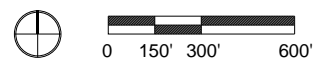
University of Oregon Residence Hall Modernization Study

RESIDENTIAL DISTRICT - WALTON DEVELOPMENT OPTION 2

UNIVERSITY OF OREGON									
Residence Hall Modernization Study									
Walton Development Option 2	2010	2012							2030
	Current Capacity	Current Capacity	Phase 1	Demo	Phase 2	Demo	Phase 3	Demo	Phase 4
Residence Hall:									
Carson	306	306	306	306	306	306	306	306	306
Earl	314	314	314	314	314	314	314	314	314
Walton	629	629	629	0					
Hamilton	812	812	812	812	812	812	812	0	
Bean	722	722	722	722	722	0			
Riley	146	146	146	146	146	146	146	146	146
LLC	387	387	387	387	387	387	387	387	387
Barnhart	433	433	433	433	433	433	433	433	433
*TOTAL FALL 2010	3,749	3,749	3,749	3,120	3,120	2,398	2,398	1,586	1,586
ECRH-Occupancy Fall 2012		451	451	451	451	451	451	451	451
BASELINE SUBTOTAL	3,749	4,200	4,200	3,571	3,571	2,849	2,849	2,037	2,037
Residence Hall H51			315	315	315	315	315	315	315
Residence Hall H52			314	314	314	314	314	314	314
Walton Replacement					812	812	812	812	812
Bean Replacement							722	722	722
Hamilton Replacement									600
Off Campus Housing (Courtside)	172								
Off Campus Housing (Villard)	231								
Off Campus Housing (Other)									
GRAND TOTAL	3,749	4,200	4,829	4,200	5,012	4,290	5,012	4,200	4,800
Commissary and Catering Kitchen									
Housing Office									
Housing Maintenance Shop									

Area	Sub- Area	Size	MAX Coverage	Coverage	MAX FAR	FAR	floors	Footprint	GSF	beds at 340 sf
H	51	116,243	.300	.200	.600	.900	5	21,420	107,100	315
H	52	164,096	.300	.265	.500	.785	5	21,352	106,760	314
G	Hamilton	418,270	.300	.180	.880	1.07	6	34,000	204,000	600
G	Bean 1	418,270	.300	.180	.880	1.07	6	22,666	136,000	400
G	Bean 2	418,270	.300	.180	.880	1.07	6	18,246	109,480	322
E	Walton 1	1,016,396	.300	.257	.870	1.00	6	26,406	158,440	466
E	Walton 2	1,016,396	.300	.257	.870	1.00	6	19,606	117,640	346

SCALE 1:200



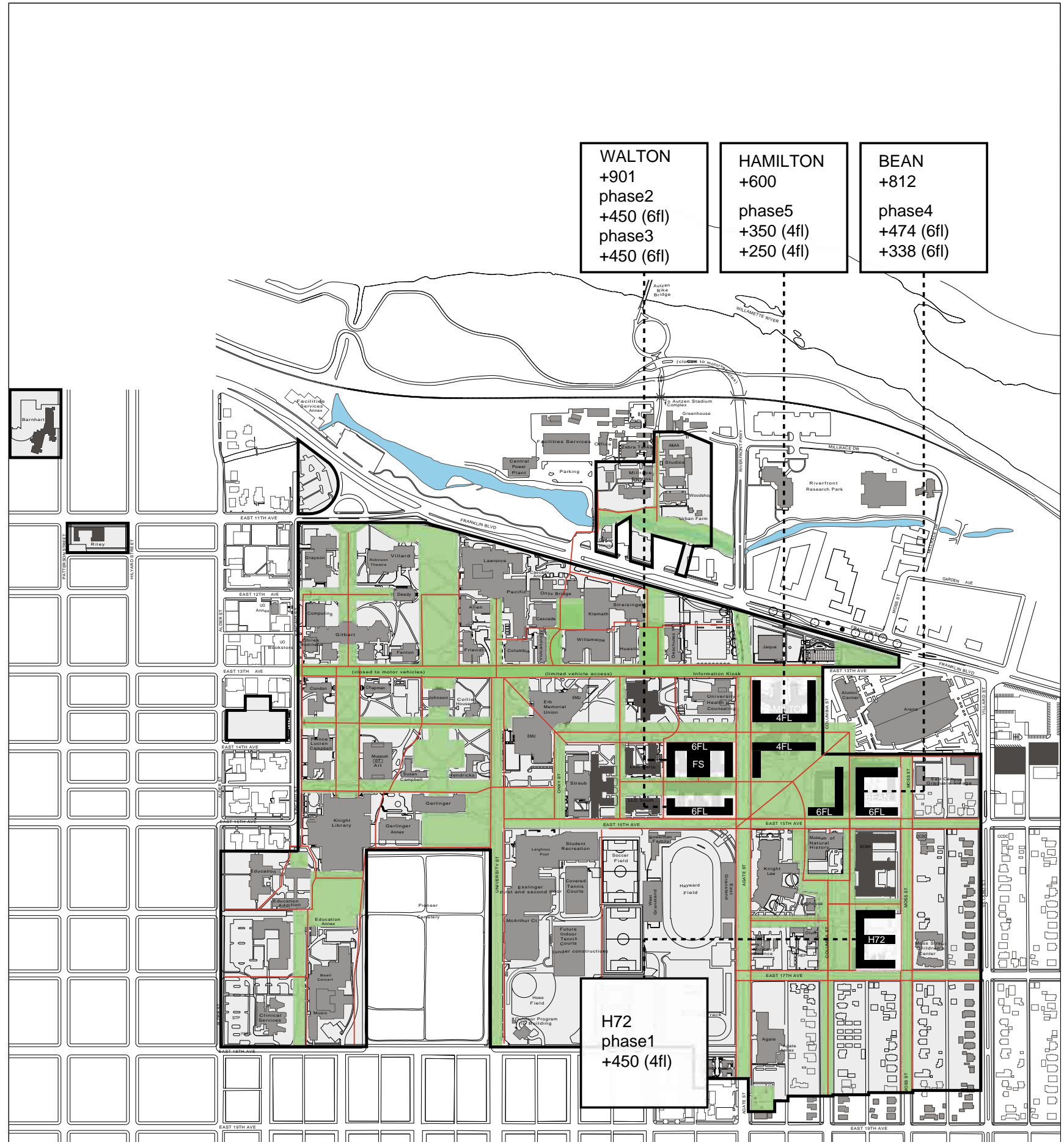
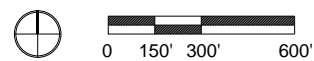
University of Oregon Residence Hall Modernization Study

OPEN SPACE FRAMEWORK - WALTON DEVELOPMENT OPTION 3

UNIVERSITY OF OREGON											
Residence Hall Modernization Study											
Walton Development Option 3	2010	2012									2030
	Current Capacity	Current Capacity	Phase 1	Demo	Phase 2	Demo	Phase 3	Demo	Phase 4	Demo	Phase 5
Residence Hall:											
Carson	306	306	306	306	306	306	306	306	306	306	306
Earl	314	314	314	314	314	314	314	314	314	314	314
Walton	629	629	629	314	314	0					
Hamilton	812	812	812	812	812	812	812	812	812	0	
Bean	722	722	722	722	722	722	722	0			
Riley	146	146	146	146	146	146	146	146	146	146	146
LLC	387	387	387	387	387	387	387	387	387	387	387
Barnhart	433	433	433	433	433	433	433	433	433	433	433
*TOTAL FALL 2010	3,749	3,749	3,749	3,434	3,434	3,120	3,120	2,998	2,998	1,586	1,586
ECRH-Occupancy Fall 2012		451	451	451	451	451	451	451	451	451	451
BASELINE SUBTOTAL	3,749	4,200	4,200	3,885	3,885	3,571	3,571	2,849	2,849	2,037	2,037
Residence Hall H72			450	450	450	450	450	450	450	450	450
Walton Replacement (first half)					450	450	450	450	450	450	450
Walton Replacement (second half)						451	451	451	451	451	451
Bean Replacement								812	812	812	812
Hamilton Replacement										600	600
Off Campus Housing (Courtside)	172										
Off Campus Housing (Villard)	231										
Off Campus Housing (Other)											
GRAND TOTAL	3,749	4,200	4,650	4,335	4,785	4,471	4,922	4,200	5,012	4,200	4,800
Commissary and Catering Kitchen											
Housing Office											
Housing Maintenance Shop											

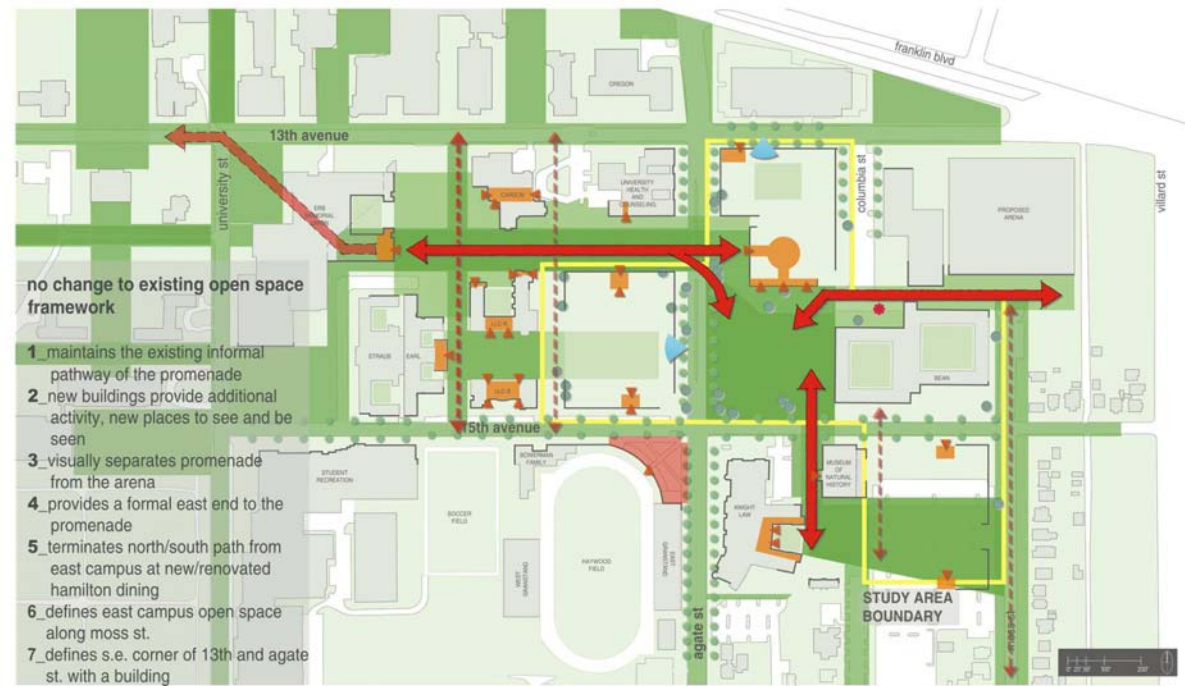
Area	Sub-Area	Size	MAX Coverage	Coverage	MAX FAR	FAR	floors	Footprint	GSF	beds at 340 sf
H	72	261,005	.300	.340	.880	1.31	4	38,250	153,000	450
H	51,52,74,75	varies	.300-.500	varies	.500-.750	varies	3	20,286	60,860	179
G	Hamilton	418,270	.300	.230	.880	1.15	4	29,750	119,000	350
G	HL	418,270	.300	.230	.880	1.15	4	21,250	85,000	250
G	Bean	418,270	.300	.230	.880	1.15	6	26,860	161,160	474
G	HL	418,270	.300	.230	.880	1.15	6	19,153	114,920	338
E	Walton	1,016,396	.300	.260	.870	1.03	6	25,500	153,000	450
E	Walton	1,016,396	.300	.260	.870	1.03	6	25,556	153,340	451

SCALE 1:200



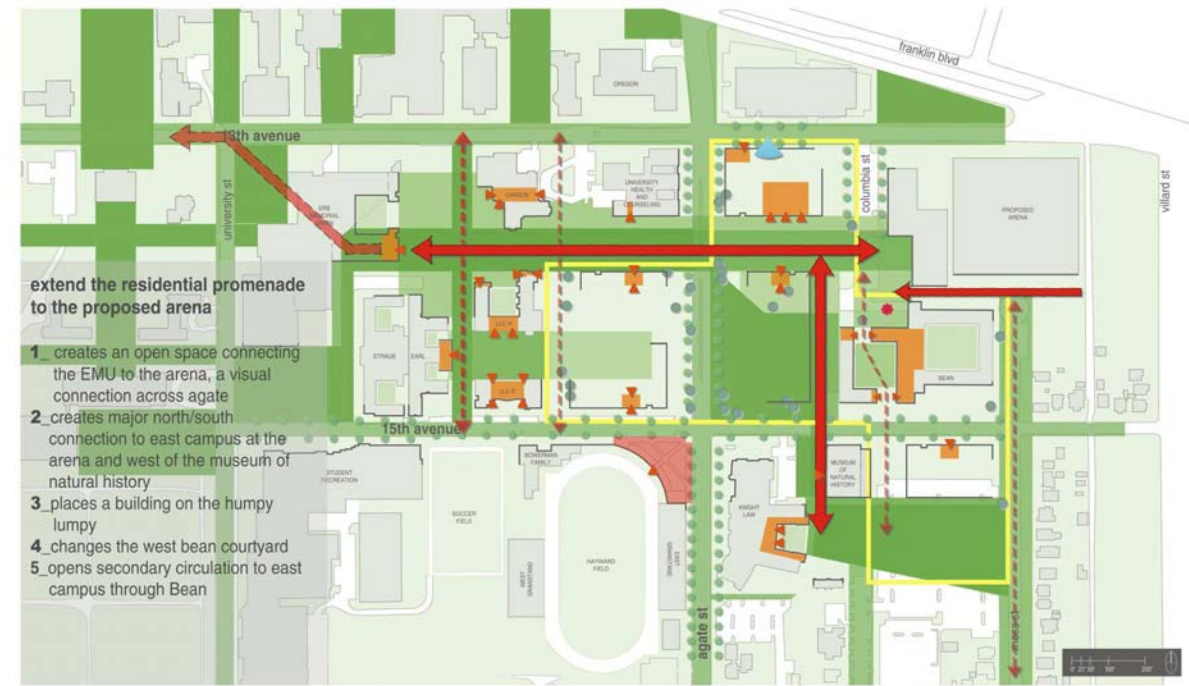
University of Oregon Residence Hall Modernization Study

RESIDENTIAL AREA CONCEPTUAL STUDY



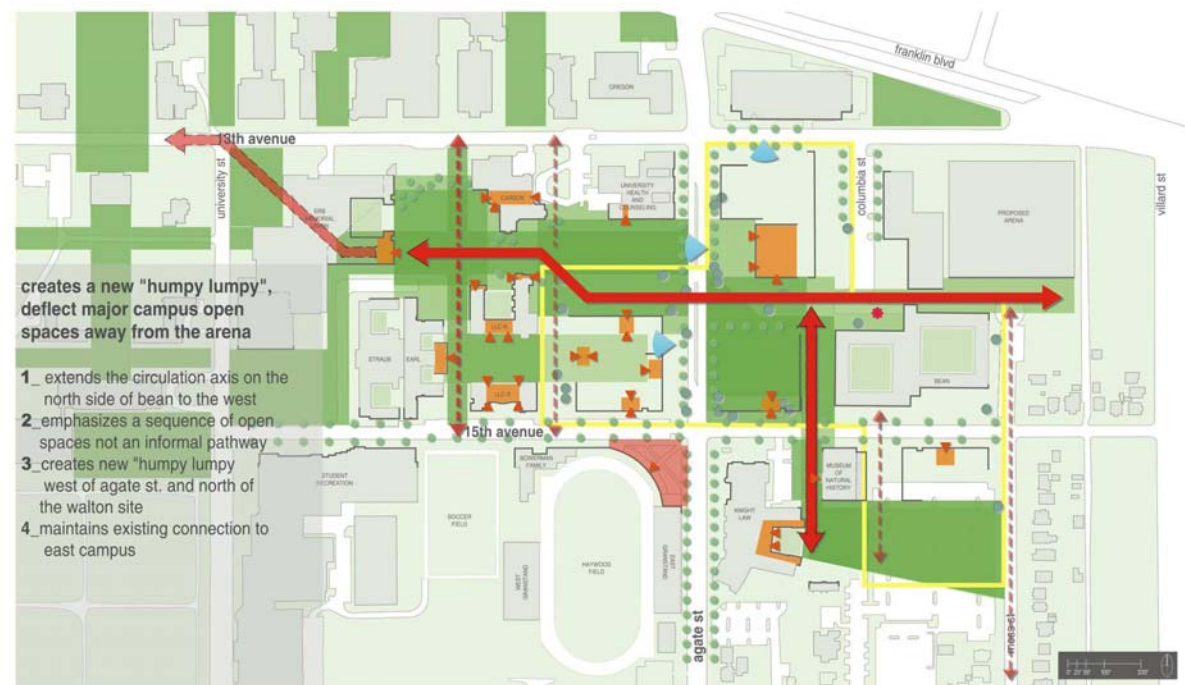
1
FRAMEWORK CONCEPT 1

UNIVERSITY OF OREGON
12 MAY 2006
RESIDENTIAL AREA CONCEPTUAL STUDY
ZIMMER GUNSUL FRASCA PARTNERSHIP



2
FRAMEWORK CONCEPT 2

UNIVERSITY OF OREGON
12 MAY 2006
RESIDENTIAL AREA CONCEPTUAL STUDY
ZIMMER GUNSUL FRASCA PARTNERSHIP



3
FRAMEWORK CONCEPT 3

UNIVERSITY OF OREGON
12 MAY 2006
RESIDENTIAL AREA CONCEPTUAL STUDY
ZIMMER GUNSUL FRASCA PARTNERSHIP



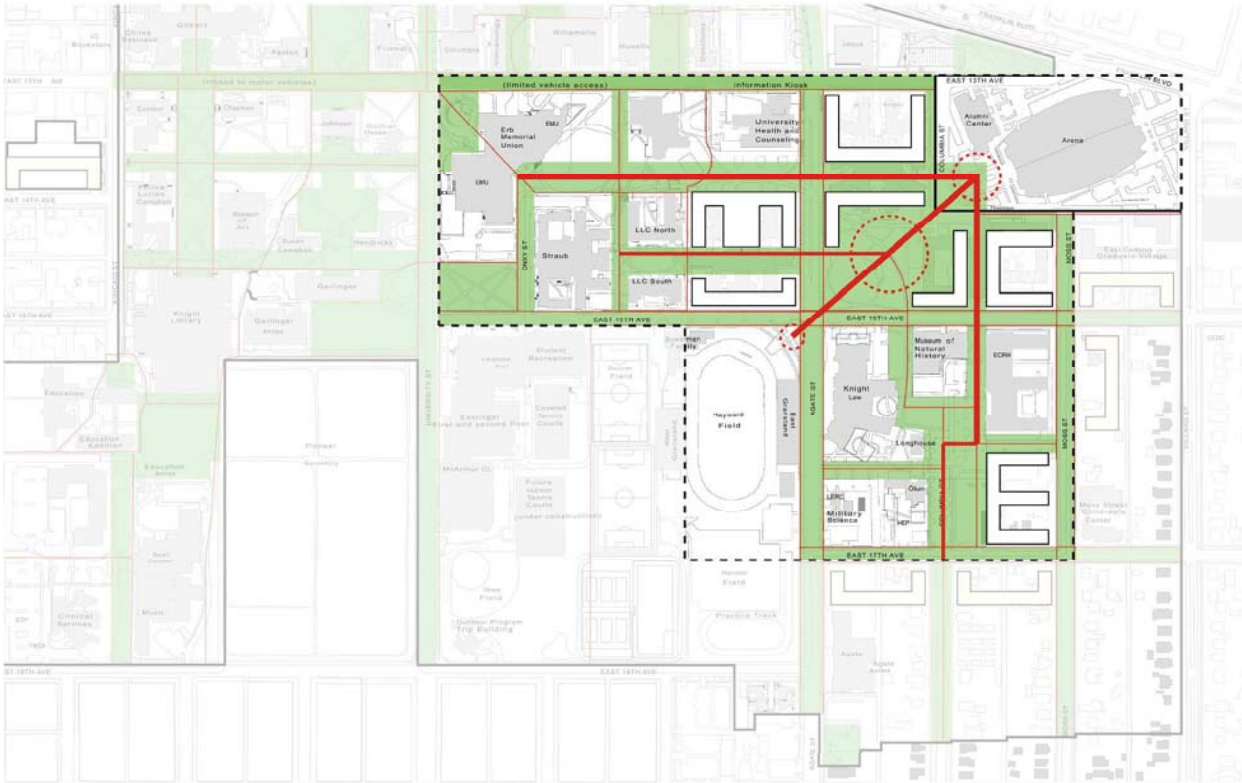
4
FRAMEWORK CONCEPT 4

UNIVERSITY OF OREGON
JUNE 2006
RESIDENTIAL AREA CONCEPTUAL STUDY
ZIMMER GUNSUL FRASCA PARTNERSHIP

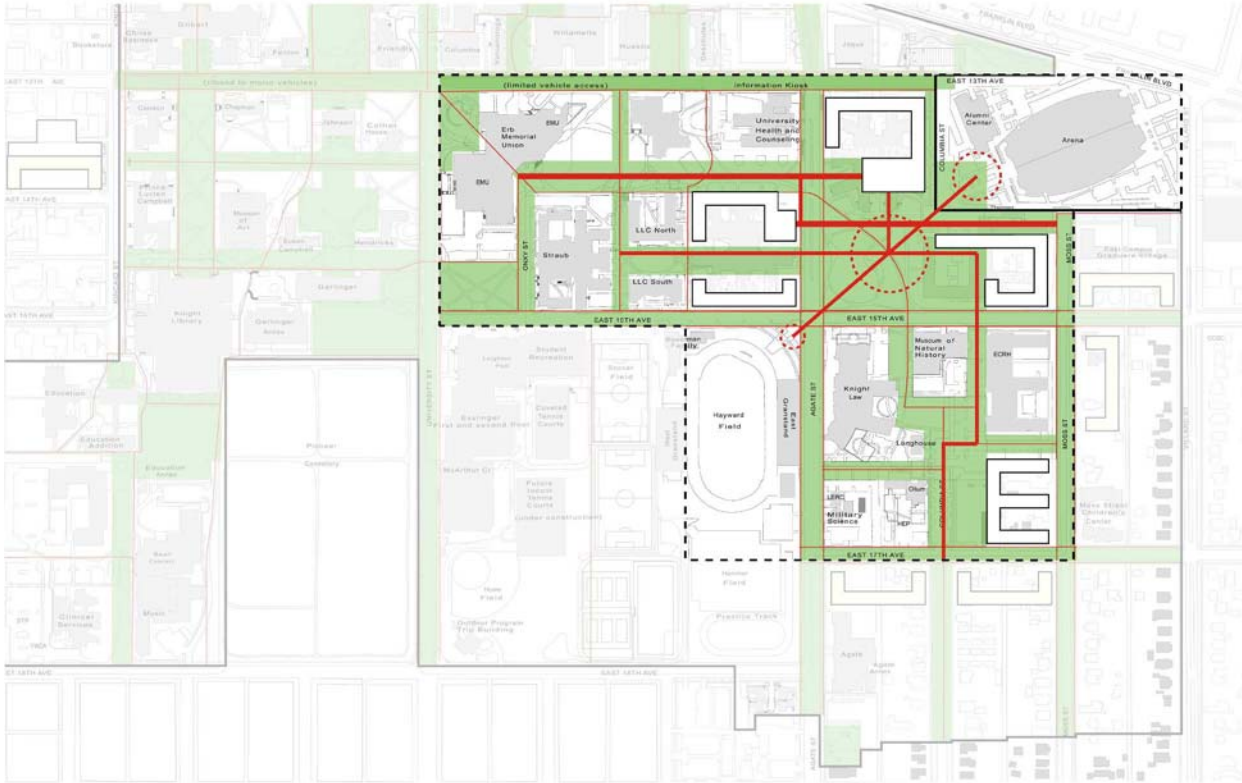
University of Oregon Residence Hall Modernization Study

OPEN SPACE FRAMEWORK STUDY

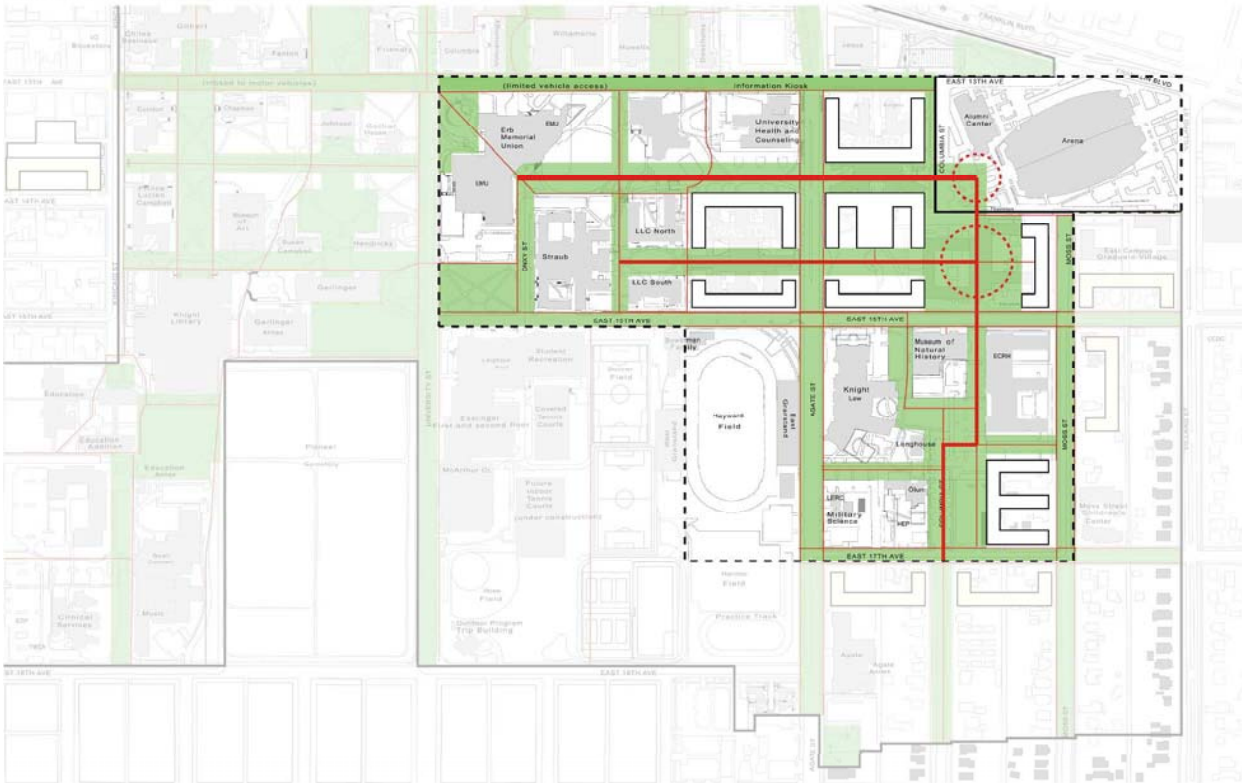
OPTION 1: ARENA



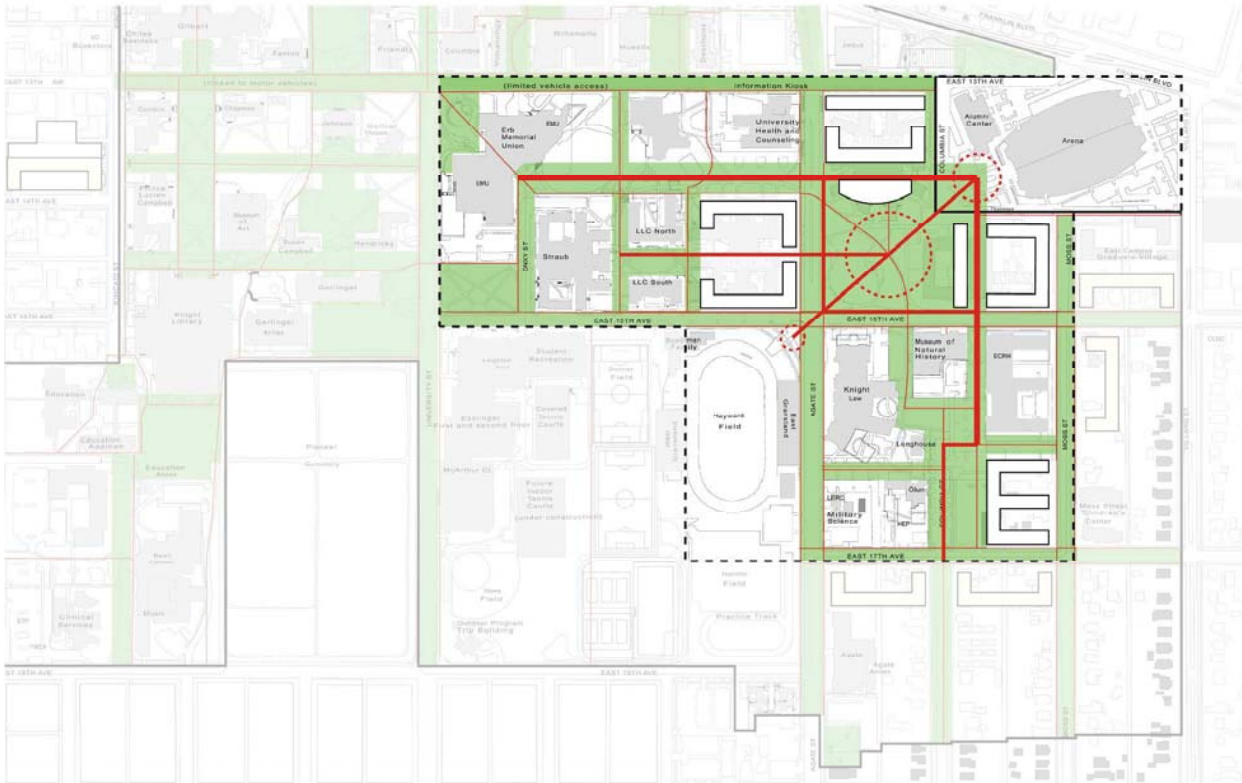
OPEN SPACE FRAMEWORK - OPTION 2: EXISTING PATHS



OPEN SPACE FRAMEWORK - OPTION 3: NEW HUMPY LUMPY



OPEN SPACE FRAMEWORK - OPTION 4: REDEFINE H.L.



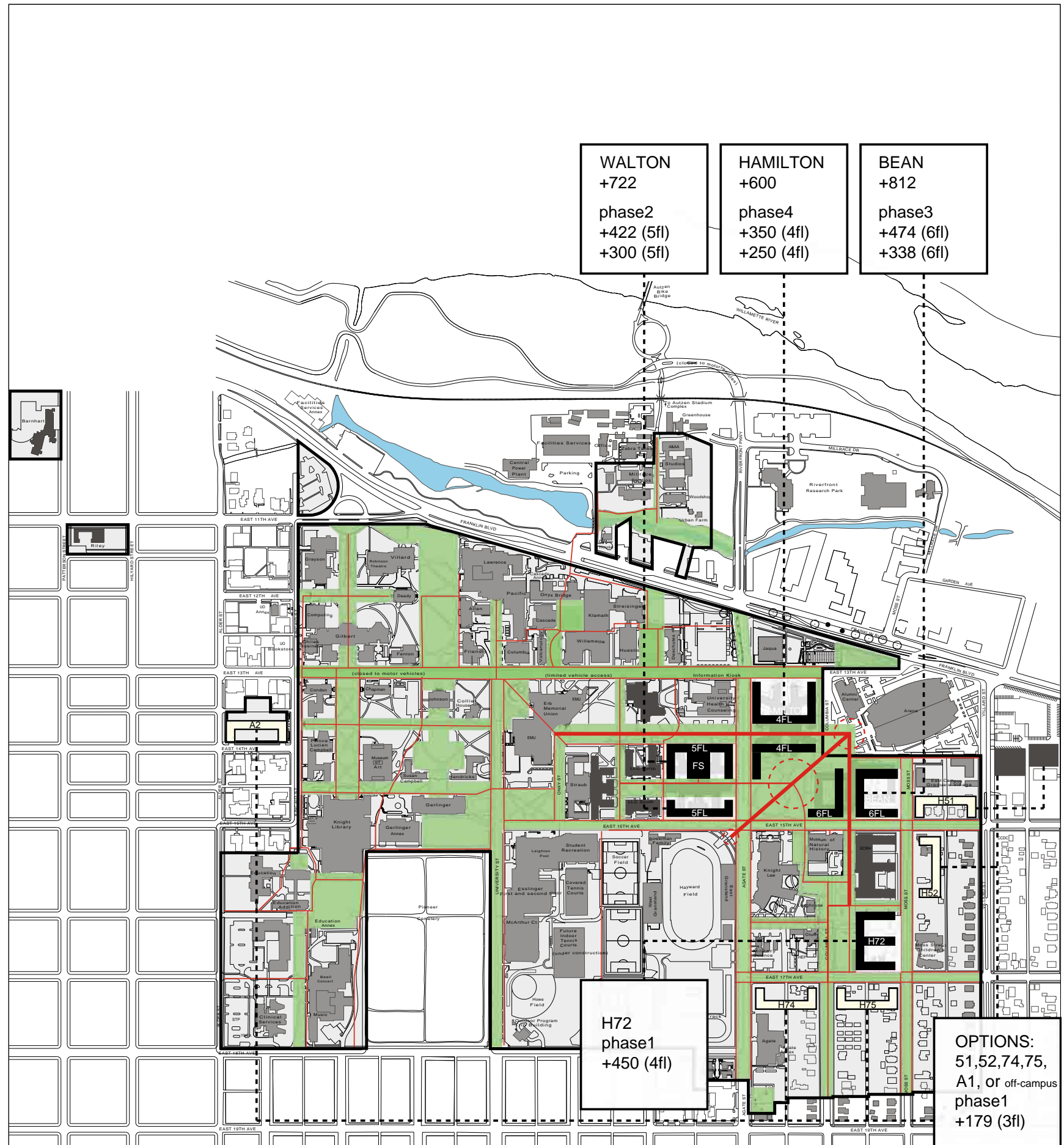
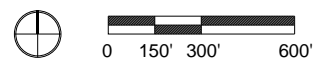
University of Oregon Residence Hall Modernization Study

OPEN SPACE FRAMEWORK - OPTION 1: ARENA

UNIVERSITY OF OREGON Residence Hall Modernization Study									
Open Space Framework Option 1	2010	2012							2030
	Current Capacity	Current Capacity	Phase 1	Demo	Phase 2	Demo	Phase 3	Demo	Phase 4
Residence Hall:									
Carson	306	306	306	306	306	306	306	306	306
Earl	314	314	314	314	314	314	314	314	314
Walton	629	629	629	0					
Hamilton	812	812	812	812	812	812	812	0	
Bean	722	722	722	722	722	0			
Riley	146	146	146	146	146	146	146	146	146
LLC	387	387	387	387	387	387	387	387	387
Barnhart	433	433	433	433	433	433	433	433	433
*TOTAL FALL 2010	3,749	3,749	3,749	3,120	3,120	2,398	2,398	1,586	1,586
ECRH-Occupancy Fall 2012		451	451	451	451	451	451	451	451
BASELINE SUBTOTAL	3,749	4,200	4,200	3,571	3,571	2,849	2,849	2,037	2,037
Residence Hall H72			450	450	450	450	450	450	450
Residence Hall (51/52/74/75/PLC)			179	179	179	179	179	179	179
Walton Replacement					722	722	722	722	722
Bean Replacement							812	812	812
Hamilton Replacement								600	600
Off Campus Housing (Courtside)	172								
Off Campus Housing (Villard)	231								
Off Campus Housing (Other)									
GRAND TOTAL	3,749	4,200	4,829	4,200	4,922	4,200	5,012	4,200	4,800
Commissary and Catering Kitchen									
Housing Office									
Housing Maintenance Shop									

Area	Sub- Area	Size	MAX Coverage	Coverage	MAX FAR	FAR	floors	Footprint	GSF	beds at 340 sf
H	72	261,005	.300	.340	.880	1.31	4	38,250	153,000	450
H	51,52,74,75	varies	.300-.500	varies	.500-.750	varies	3	20,286	60,860	179
G	Hamilton	418,270	.300	.230	.880	1.15	4	29,750	119,000	350
G	HL	418,270	.300	.230	.880	1.15	4	21,250	85,000	250
G	Bean	418,270	.300	.230	.880	1.15	6	26,860	161,160	474
G	HL	418,270	.300	.230	.880	1.15	6	19,153	114,920	338
E	Walton	1,016,396	.300	.260	.870	.980	5	28,696	143,480	422
E	Walton	1,016,396	.300	.260	.870	.980	5	20,400	102,000	300

SCALE 1:200



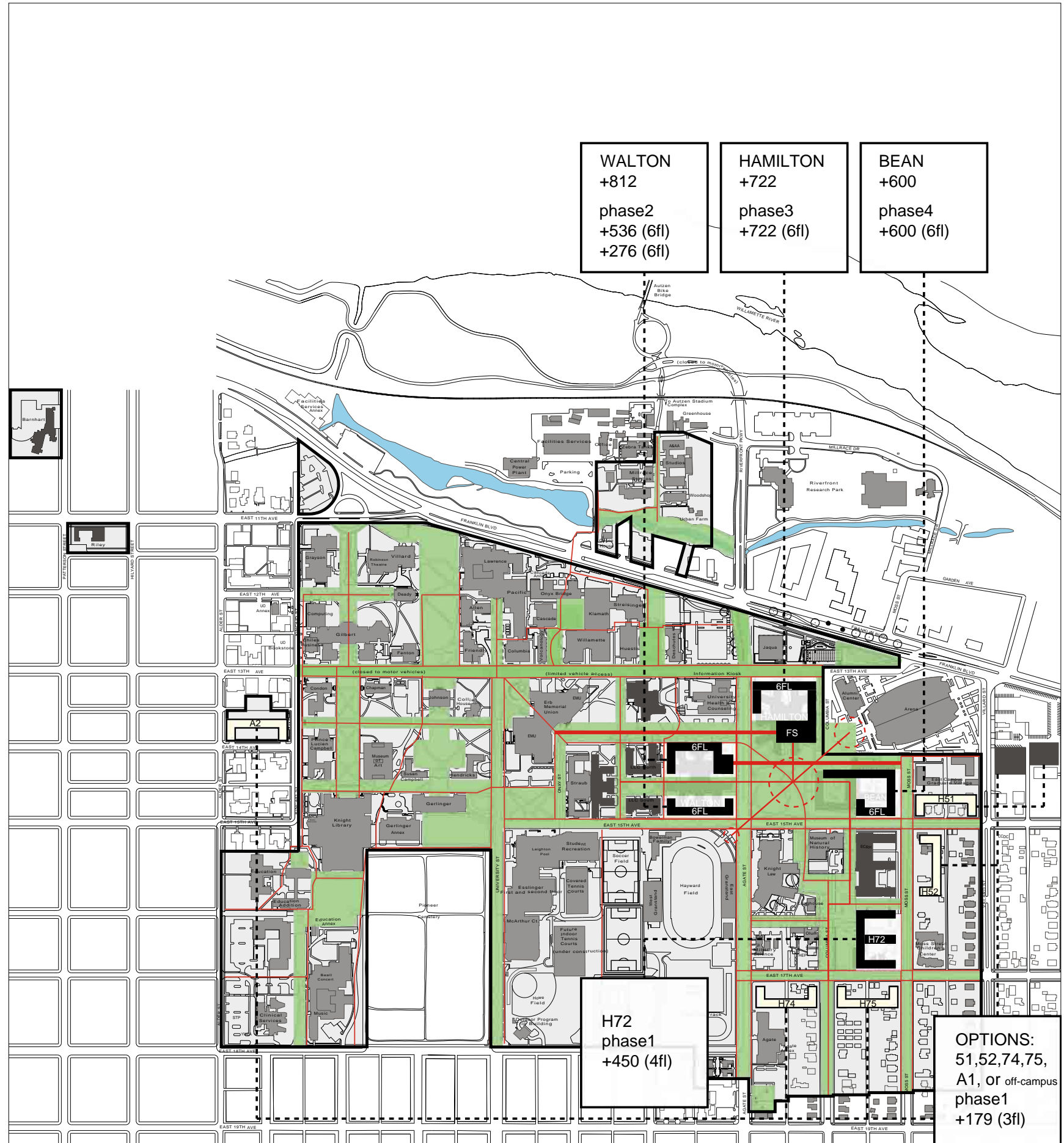
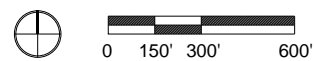
University of Oregon Residence Hall Modernization Study

OPEN SPACE FRAMEWORK - OPTION 2: EXISTING PATHS

UNIVERSITY OF OREGON									
Residence Hall Modernization Study									
Open Space Framework Option 2	2010	2012					2030		
	Current Capacity	Current Capacity	Phase 1	Demo	Phase 2	Demo	Phase 3	Demo	Phase 4
Residence Hall:									
Carson	306	306	306	306	306	306	306	306	306
Earl	314	314	314	314	314	314	314	314	314
Walton	629	629	629	0					
Hamilton	812	812	812	812	812	0			
Bean	722	722	722	722	722	722	722	0	
Riley	146	146	146	146	146	146	146	146	146
LLC	387	387	387	387	387	387	387	387	387
Barnhart	433	433	433	433	433	433	433	433	433
*TOTAL FALL 2010	3,749	3,749	3,749	3,120	3,120	2,308	2,308	1,586	1,586
ECRH-Occupancy Fall 2012		451	451	451	451	451	451	451	451
BASELINE SUBTOTAL	3,749	4,200	4,200	3,571	3,571	2,759	2,759	2,037	2,037
Residence Hall H72			450	450	450	450	450	450	450
Residence Hall (51/52/74/75/PLC)			179	179	179	179	179	179	179
Walton Replacement					812	812	812	812	812
Hamilton Replacement							722	722	722
Bean Replacement									600
Off Campus Housing (Courtside)	172								
Off Campus Housing (Villard)	231								
Off Campus Housing (Other)									
GRAND TOTAL	3,749	4,200	4,829	4,200	5,012	4,200	4,922	4,200	4,800
Commissary and Catering Kitchen									
Housing Office									
Housing Maintenance Shop									

Area	Sub- Area	Size	MAX Coverage	Coverage	MAX FAR	FAR	floors	Footprint	GSF	beds at 340 sf
H	72	261,005	.300	.340	.880	1.31	4	38,250	153,000	450
H	51,52,74,75	varies	.300-.500	varies	.500-.750	varies	3	20,286	60,860	179
G	Hamilton	418,270	.300	.180	.880	1.07	6	40,913	245,480	722
G	Bean	418,270	.300	.180	.880	1.07	6	34,000	204,000	600
E	Walton	1,016,396	.300	.257	.870	1.00	6	46,013	276,080	812

SCALE 1:200

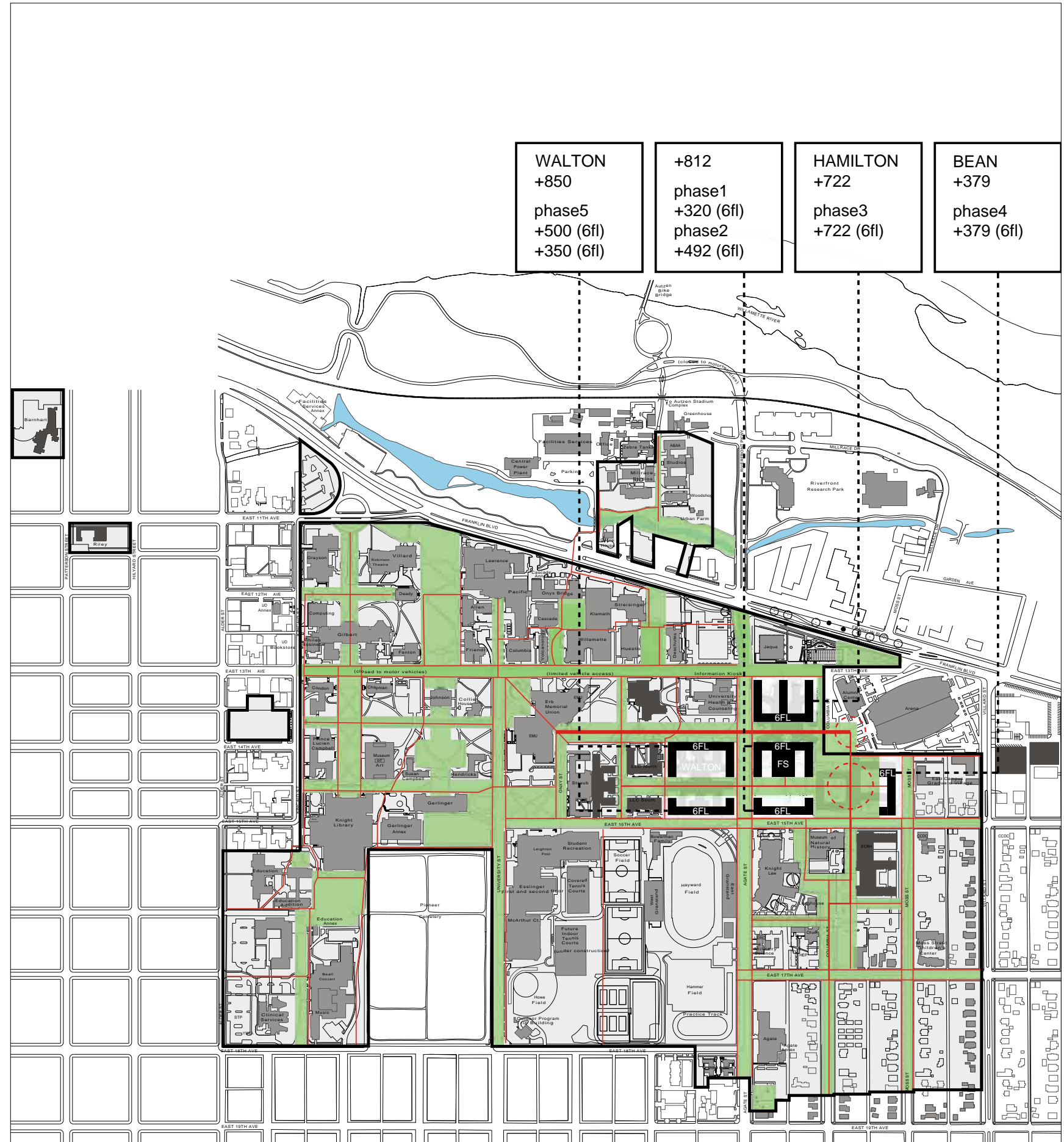


University of Oregon Residence Hall Modernization Study

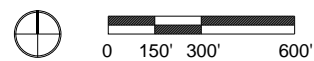
OPEN SPACE FRAMEWORK - OPTION 3: NEW HUMPY LUMPY

UNIVERSITY OF OREGON Residence Hall Modernization Study											
Open Space Framework Option 3	2010	2012	Phase 1		Phase 2		Phase 3		Phase 4		2030
	Current Capacity	Current Capacity	Phase 1	Demo	Phase 2	Demo	Phase 3	Demo	Phase 4	Demo	Phase 5
Residence Hall:											
Carson	306	306	306	306	306	306	306	306	306	306	306
Earl	314	314	314	314	314	314	314	314	314	314	314
Walton	629	629	629	629	629	629	629	629	629	0	
Hamilton	812	812	812	492	492	0					
Bean	722	722	722	722	722	722	0				
Riley	146	146	146	146	146	146	146	146	146	146	146
LLC	387	387	387	387	387	387	387	387	387	387	387
Barnhart	433	433	433	433	433	433	433	433	433	433	433
*TOTAL FALL 2010	3,749	3,749	3,749	3,429	3,429	2,937	2,937	2,215	2,215	1,586	1,586
ECRH-Occupancy Fall 2012		451	451	451	451	451	451	451	451	451	451
BASELINE SUBTOTAL	3,749	4,200	4,200	3,880	3,880	3,388	3,388	2,666	2,666	2,037	2,037
Humpy Lumpy 1			320	320	320	320	320	320	320	320	320
Humpy Lumpy 2				492	492	492	492	492	492	492	492
Hamilton Replacement					722	722	722	722	722	722	722
Bean Replacement								379	379	379	379
Walton Replacement										850	850
Off Campus Housing (Courtside)	172										
Off Campus Housing (Villard)	231										
Off Campus Housing (Other)											
GRAND TOTAL	3,749	4,200	4,200	4,200	4,692	4,200	4,922	4,200	4,579	3,950	4,800
Commissary and Catering Kitchen											
Housing Office											
Housing Maintenance Shop											

Area	Sub- Area	Size	MAX Coverage	Coverage	MAX FAR	FAR	floors	Footprint	GSF	beds at 340 sf
G	HL	418,270	.300	.260	.880	1.55	6	46,013	276,080	812
G	Hamilton	418,270	.300	.260	.880	1.55	6	40,913	245,480	722
G	Bean	418,270	.300	.260	.880	1.55	6	21,476	128,860	379
E	Walton	1,016,396	.300	.260	.870	1.02	6	48,166	289,000	850



SCALE 1:200



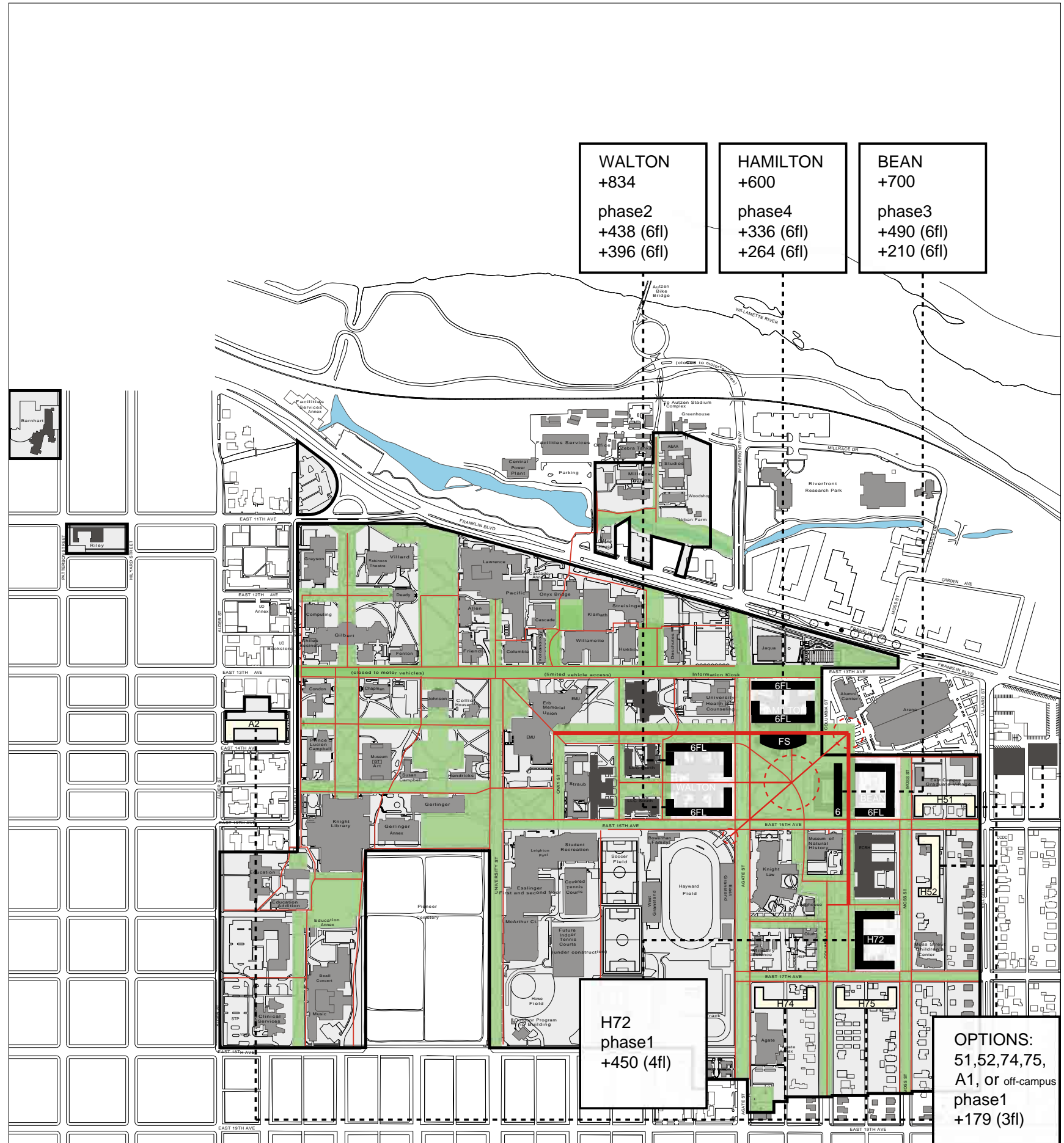
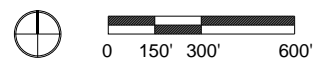
University of Oregon Residence Hall Modernization Study

OPEN SPACE FRAMEWORK - OPTION 4: REDEFINE H.L.

UNIVERSITY OF OREGON Residence Hall Modernization Study									
Open Space Framework Option 4	2010	2012	Phase 1	Demo	Phase 2	Demo	Phase 3	Demo	Phase 4
Residence Hall:									
Carson	306	306	306	306	306	306	306	306	306
Earl	314	314	314	314	314	314	314	314	314
Walton	629	629	629	0					
Hamilton	812	812	812	812	812	812	812	0	
Bean	722	722	722	722	722	0			
Riley	146	146	146	146	146	146	146	146	146
LLC	387	387	387	387	387	387	387	387	387
Barnhart	433	433	433	433	433	433	433	433	433
*TOTAL FALL 2010	3,749	3,749	3,749	3,120	3,120	2,398	2,398	1,586	1,586
ECRH-Occupancy Fall 2012		451	451	451	451	451	451	451	451
BASELINE SUBTOTAL	3,749	4,200	4,200	3,571	3,571	2,849	2,849	2,037	2,037
Residence Hall H72			450	450	450	450	450	450	450
Residence Hall (51/52/74/75/PLC)			179	179	179	179	179	179	179
Walton Replacement					834	834	834	834	834
Bean Replacement							700	700	700
Hamilton Replacement									600
Off Campus Housing (Courtside)	172								
Off Campus Housing (Villard)	231								
Off Campus Housing (Other)									
GRAND TOTAL	3,749	4,200	4,829	4,200	5,034	4,312	5,012	4,200	4,800
Commissary and Catering Kitchen									
Housing Office									
Housing Maintenance Shop									

Area	Sub- Area	Size	MAX Coverage	Coverage	MAX FAR	FAR	floors	Footprint	GSF	beds at 340 sf
H	72	261,005	.300	.340	.880	1.31	4	38,250	153,000	450
H	51,52,74,75	varies	.300-.500	varies	.500-.750	varies	3	20,286	60,860	179
G	Hamilton	418,270	.300	.170	.880	1.05	6	19,040	114,240	336
G	Hamilton	418,270	.300	.170	.880	1.05	6	14,960	89,760	264
G	Bean	418,270	.300	.170	.880	1.05	6	11,900	71,400	210
E	Walton	1,016,396	.300	.260	.870	1.01	6	24,820	148,920	438
E	Walton	1,016,396	.300	.260	.870	1.01	6	22,440	134,640	396

SCALE 1:200



OPTIONS:
51,52,74,75,
A1, or off-campus
phase 1
+179 (3fl)