

Preliminary Results from the UO Sexual Violence and Institutional Behavior Campus Survey

**Assessing Institutional Culture, Sexual Assault, Sexual
Harassment, Perpetration, Student Health, and
Educational Engagement**

**<http://dynamic.uoregon.edu/jjf/campus/>
September 2014**

Jennifer J. Freyd, Marina N. Rosenthal, and Carly Parnitzke Smith
Department of Psychology, University of Oregon

The Survey

- Designed to assess student experiences of sexual assault and harassment victimization, perpetration, and institutional behaviors, as well as student attitudes, educational engagement, and well-being
- The project is similar to other studies we have completed in our laboratory and overlaps with the survey recently recommended by the White House
- Approved by the UO's Institutional Review Board
- Data collection occurred on-line during August and September of 2014
- We closed the survey data collection on 29 September with 982 completed surveys and 76 partial partially completed surveys.

Goals of Research

- Contribute to the UO by providing data to help guide policy and implementation decisions
- Contribute to the current national efforts to create a standardized survey
- Contribute to research on the psychology of sexual violence and the behavior of an institution in response

Funding and Budget

- Funds for participant compensation were provided by UO Center for the Study of Women in Society and private donations made through the UO Foundation
- The total monetary budget was \$20,000, which was entirely for participant compensation
- University and UO Foundation resources normally available to the investigators, such as licensed software and accounting support, were used
- The investigators provided labor (including survey construction, administration, and analysis)

Survey Instrument

- We primarily used and modified existing instruments; additionally, we created some new items specifically for this study.
- Web presentation; Qualtrics software licensed to the University of Oregon.
 - We used Qualtrics "Display Logic" such that questions presented to participants often depended upon their answers to prior questions.
- A list of measures and an electronic print-out of our on-line survey can be found on line at <http://dynamic.uoregon.edu/jjf/campus/>

Survey Procedure

- Our goal was to survey 1000 students; we anticipated a 20% response rate.
- 5,000 student emails were provided by the UO Registrar on August 19, 2014.
- These email addresses were selected randomly by the Registrar from the population of degree-seeking undergraduate students who were (as of August 19)
 - currently registered for Fall 2014
 - who were registered as degree-seeking undergraduates some time during Fall 2013, Winter 2014, or Spring 2014
 - and who were at least 18 years old

Survey Procedure Continued

- Between August 27 and September 19 we rolled out email invitations in batches
 - Students had 10 days to complete the survey
 - There was one reminder to students on day 5
- Completion time: 20-30 minutes
- Compensation: \$20 Amazon.com gift certificate

Demographic Comparison (Percentages)

	Target Population	Our Sample
Female	53	66
White	63	74
Age 18-19	23	29
Age 20-21	49	47
Age 22-23	17	12
Age 24+	11	11

Self-selection and representativeness

- Potential self-selection: our respondents are more female, White, and a bit younger than target population
- Likely self-selection based on response to topic matter
- We do not know what percentage of email invitations were read by students
- We can compare these results to our studies using the UO Human Subject Pool, as there is essentially no self-selection based on knowledge of study topic (see Freyd, 2012, JTD)

Additional Limitations & Disclaimers

- Students who left the UO because of sexual assault or harassment are not in the sample
- Survey method not yet formally peer reviewed
- This is a snapshot of some of our findings
 - So far no inferential statistical analyses; purely descriptive

Preliminary Results

- Today some key findings relevant to our work here
- It will take months to do a thorough analysis of the data.
- Our goal is to give this research away in the most complete and transparent fashion possible:
 - Summary findings posted on <http://dynamic.uoregon.edu/jjf/campus/>
 - Present results locally and at scholarly conferences
 - Plan to make the raw data available in open access format
 - Submit papers for peer review in archival journals

What did we measure?

(Preliminary results summarized today)

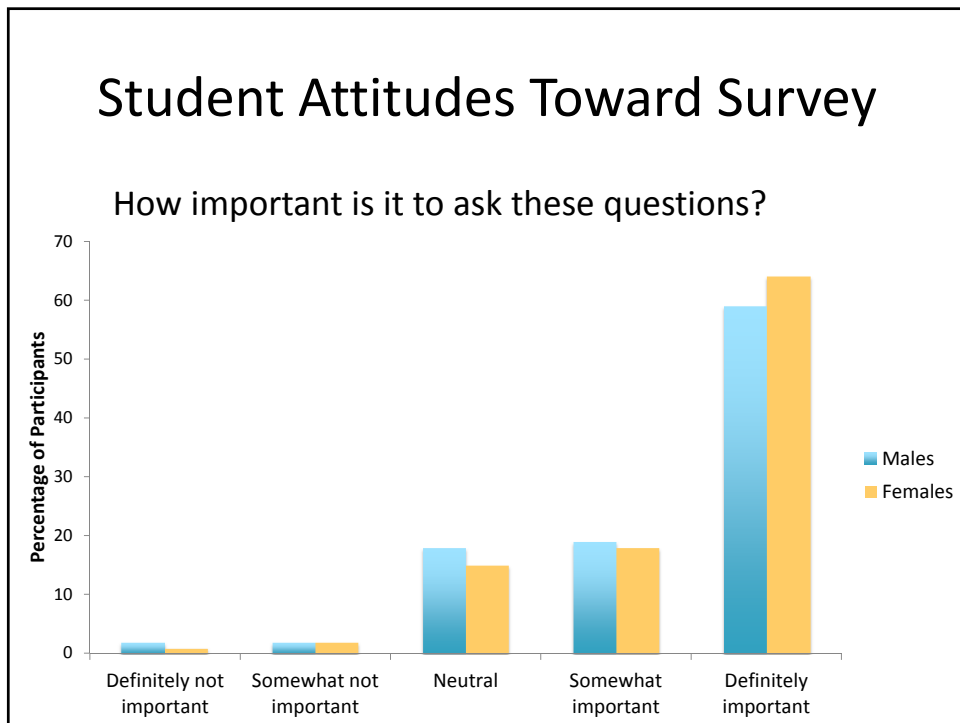
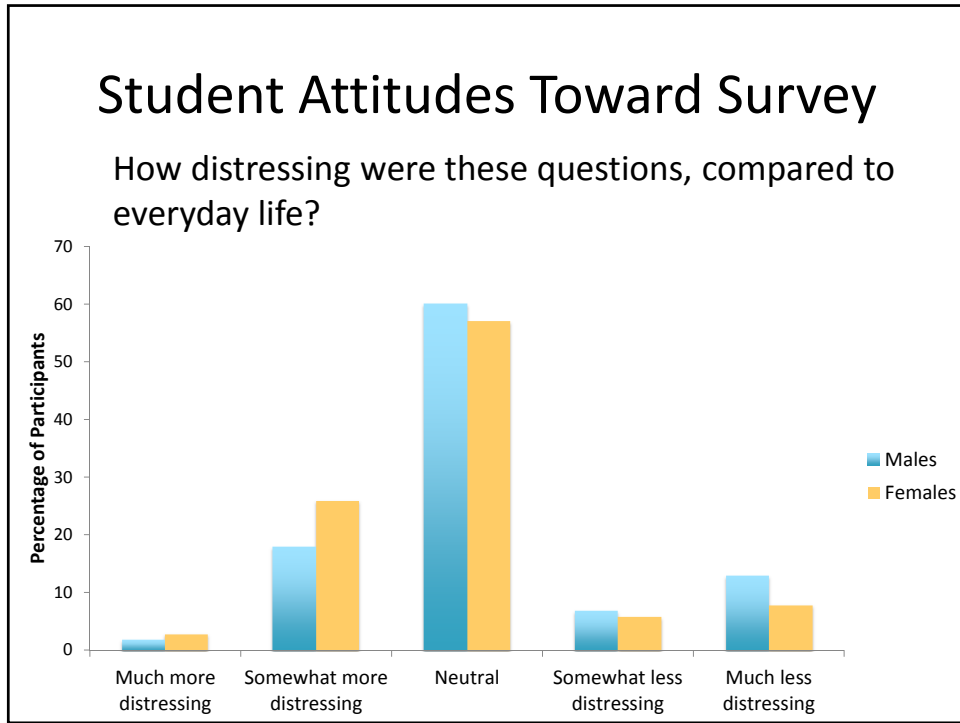
- **Demographics**
- Betrayal Trauma History
- **Sexual Assault Victimization** and Perpetration
- **Sexual Harassment Victimization** and Perpetration
- **Reporting Behavior**
- Rape Myth Acceptance
- **Institutional Behavior**
- Bystander Behavior
- Mental and Physical Health
- Educational Engagement
- **Participant Reactions to Survey**

Questions Addressed Today

- What did students think about participating in this study?
- At what rate are students experiencing sexual harassment?
- At what rate are students being sexually victimized?
- What do we know about victim-perpetrator relationship and perpetrator gender?
- Where are nonconsensual events occurring?
- Does minority status impact risk?
- Do students report assaults to university sources?
- How do victimized students experience institutional climate and response?

What did students think about participating in this study?

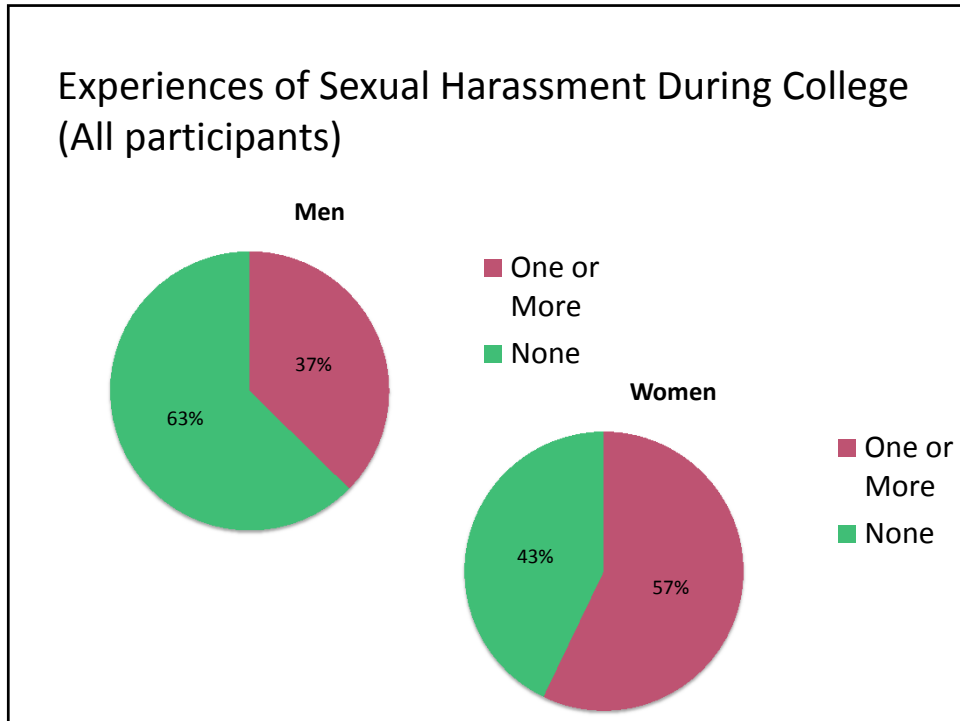
Survey reaction items modified from DePrince & Freyd (2004)



At what rate are students experiencing sexual harassment?

Six items used from the DOD Sexual Harassment Survey (Hay & Elig 1999)

- Someone repeatedly told sexual stories or jokes that were offensive to you
- Someone continued to ask you for dates, drinks, dinner, etc., even though you said "No"
- Someone made you feel like you were being bribed with some sort of reward or special treatment to engage in sexual behavior
- Someone made you feel threatened with some sort of retaliation for not being sexually cooperative
- Someone treated you badly for refusing to have sex
- Someone implied faster promotions or better treatment if you were sexually cooperative



At what rate are students being sexually victimized?

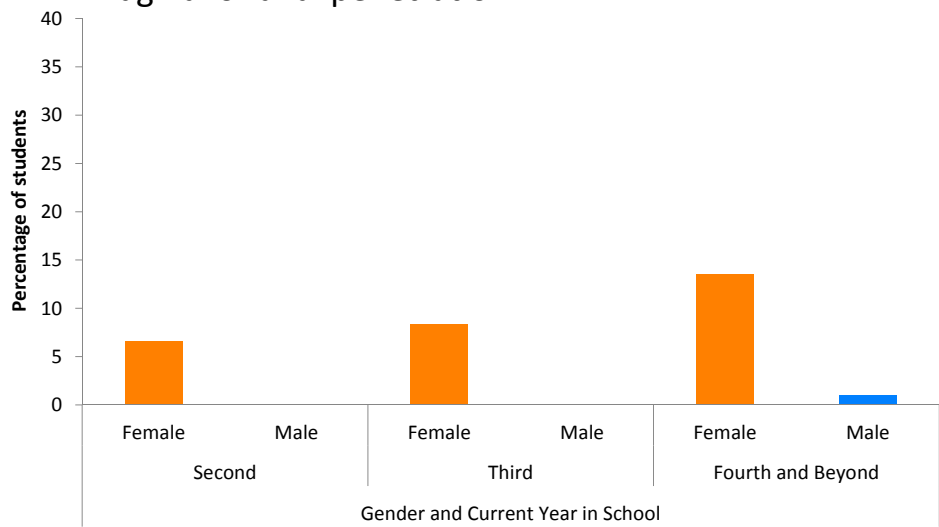
We used 7-item modified SES (Koss, et al, 2007)

Rape Items

1. Someone fondled, kissed, or rubbed up against the private areas of my body (lips, breast/chest, crotch or butt) or removed some of my clothes without my consent (but did not attempt sexual penetration)
2. Someone performed oral sex on me or made me have oral sex with them without my consent
- 3. Someone inserted their penis, fingers, or objects into my vagina without my consent**
- 4. Someone inserted their penis, fingers, or objects into my anus without my consent**
5. Even though it didn't happen, someone TRIED to perform oral sex on me, or make me have oral sex with them without my consent
6. Even though it didn't happen, someone TRIED to insert their penis, fingers, or objects into my vagina without my consent
7. Even though it didn't happen, someone TRIED to insert their penis, fingers, or objects into my anus without my consent

Rape during college

Vaginal or anal penetration

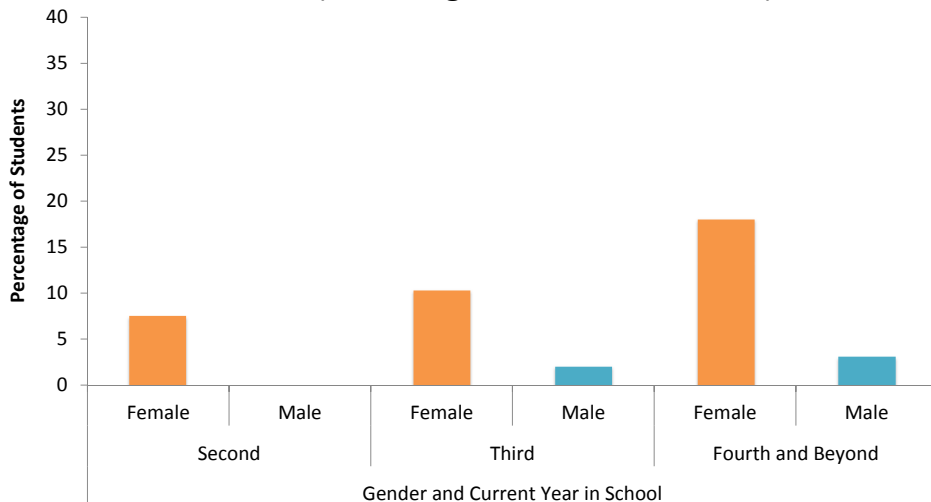


Sexual Assault Items

1. Someone fondled, kissed, or rubbed up against the private areas of my body (lips, breast/chest, crotch or butt) or removed some of my clothes without my consent (but did not attempt sexual penetration)
- 2. Someone performed oral sex on me or made me have oral sex with them without my consent**
- 3. Someone inserted their penis, fingers, or objects into my vagina without my consent**
- 4. Someone inserted their penis, fingers, or objects into my anus without my consent**
5. Even though it didn't happen, someone TRIED to perform oral sex on me, or make me have oral sex with them without my consent
6. Even though it didn't happen, someone TRIED to insert their penis, fingers, or objects into my vagina without my consent
7. Even though it didn't happen, someone TRIED to insert their penis, fingers, or objects into my anus without my consent

Sexual Assault during college

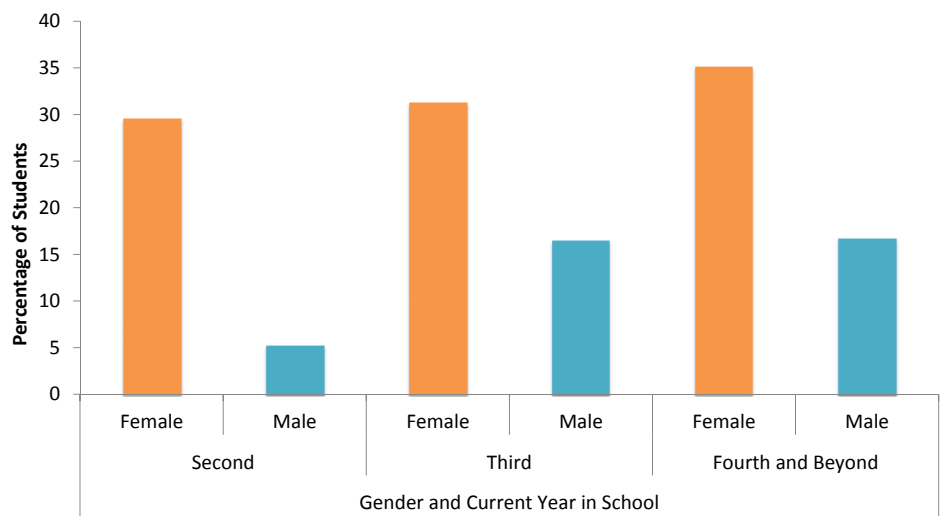
Sexual Assault (Oral, Vaginal, or Anal contact)



Contact Sexual Experiences Without Consent

1. **Someone fondled, kissed, or rubbed up against the private areas of my body (lips, breast/chest, crotch or butt) or removed some of my clothes without my consent (but did not attempt sexual penetration)**
2. **Someone performed oral sex on me or made me have oral sex with them without my consent**
3. **Someone inserted their penis, fingers, or objects into my vagina without my consent**
4. **Someone inserted their penis, fingers, or objects into my anus without my consent**
5. Even though it didn't happen, someone TRIED to perform oral sex on me, or make me have oral sex with them without my consent
6. Even though it didn't happen, someone TRIED to insert their penis, fingers, or objects into my vagina without my consent
7. Even though it didn't happen, someone TRIED to insert their penis, fingers, or objects into my anus without my consent

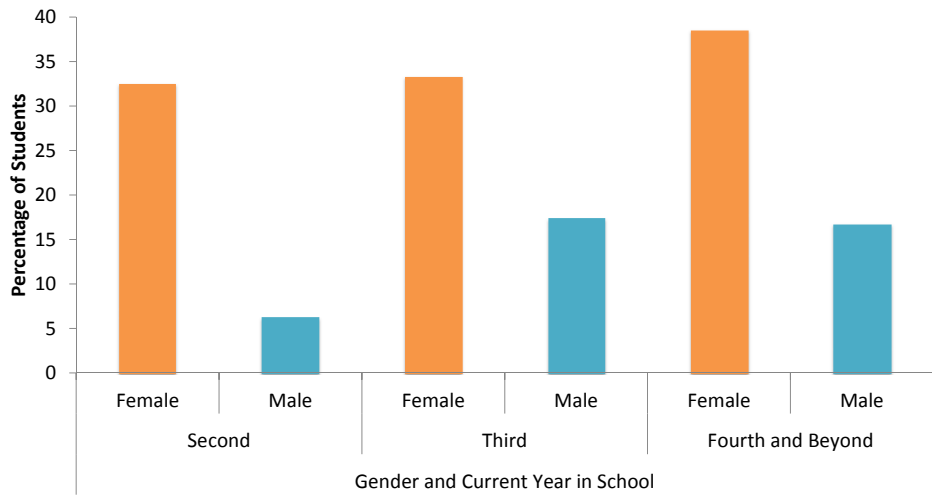
Nonconsensual sexual contact during college



Contact and Attempted Sexual Experiences Without Consent

1. Someone fondled, kissed, or rubbed up against the private areas of my body (lips, breast/chest, crotch or butt) or removed some of my clothes without my consent (but did not attempt sexual penetration)
2. Someone performed oral sex on me or made me have oral sex with them without my consent
3. Someone inserted their penis, fingers, or objects into my vagina without my consent
4. Someone inserted their penis, fingers, or objects into my anus without my consent
5. Even though it didn't happen, someone TRIED to perform oral sex on me, or make me have oral sex with them without my consent
6. Even though it didn't happen, someone TRIED to insert their penis, fingers, or objects into my vagina without my consent
7. Even though it didn't happen, someone TRIED to insert their penis, fingers, or objects into my anus without my consent

Nonconsensual sexual contact and attempted assault during college



Summary

- Our sample involves students after the first year at the UO (no incoming students)
- The longer a student is enrolled, the greater the number of assaults and unwanted experiences
- Averaging our samples of current students:
 - 35% of female and 14% of male participants until now have had at least one sexual experience without their consent
 - 10% of female and 0.3% of male participants until now have been raped
- Approximately 10,600 women and 9,400 men are undergraduates at the UO

What do we know about victim-perpetrator relationship and perpetrator gender?

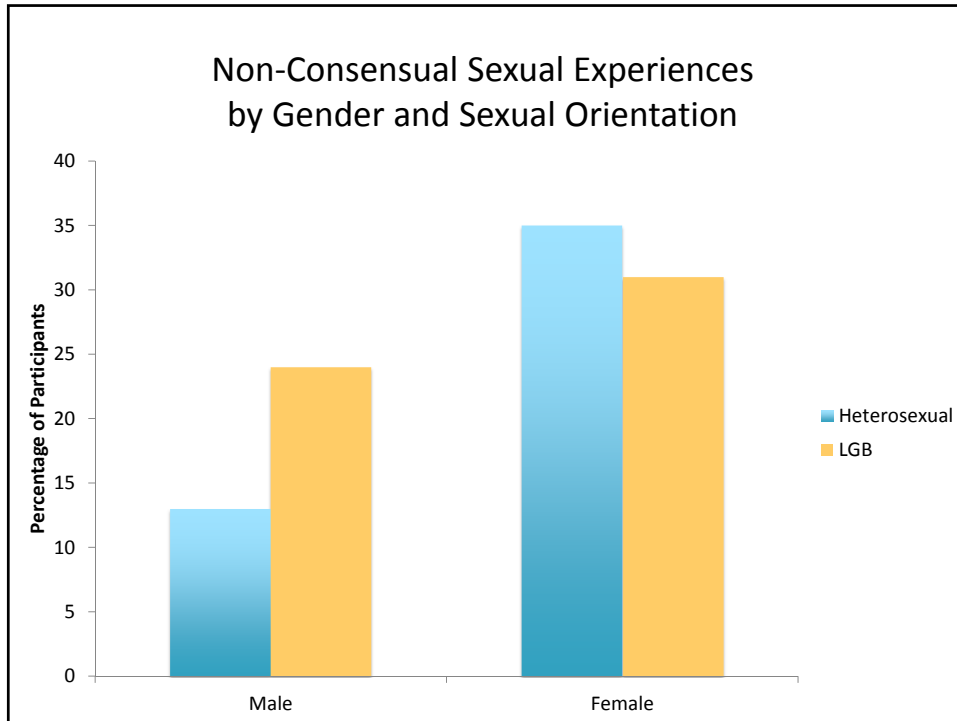
Of the students who had a nonconsensual sexual experience, 73% indicated knowing their perpetrator.

As indicated by victims, 87% of the perpetrators were male.

Does minority status affect victimization risk?

(Race/ethnicity – at later date)

Sexual orientation



Where are nonconsensual events occurring?

Location of nonconsensual sexual experience during college

- 58% in a private residence
- 17% in a dorm or school building
- 10% in a Fraternity

*Did students report sexual assault experiences to
a university source?*

Did students report sexual assault experiences to a university source?

90% of those who had any nonconsensual sexual experience did not tell any university source

86% of those who were raped did not tell any university source.

Of the 14% who told a university source, $\frac{3}{4}$ told a non-confidential university source

How do victimized students experience institutional climate and response?

Institutional Behavior

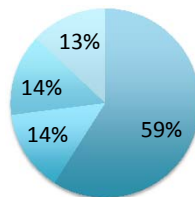
- Institutional Betrayal Questionnaire (IBQ: Smith & Freyd, 2013)
- E.g.: [In reference to sexual assaults..] Did an institution play a role in
 - Creating an environment in which this type of experience seemed common or like no big deal?
 - Making it difficult to report the experience?
 - Covering up the experience?
 - Punishing you in some way for this experience (e.g., loss of privileges or status)?

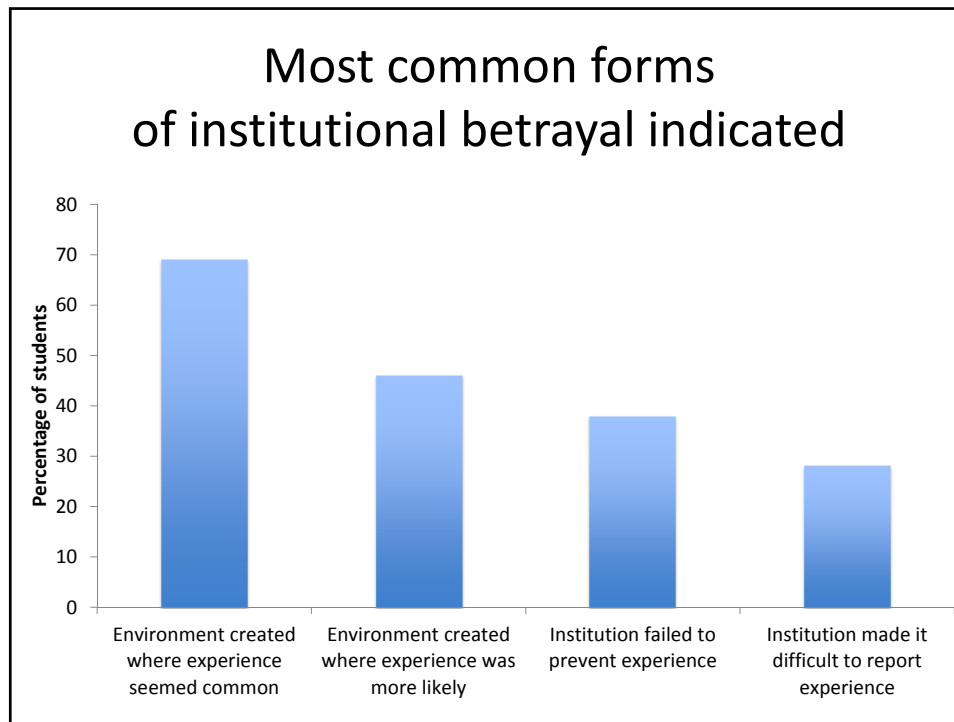
Institutional Betrayal

41% of students experienced institutional betrayal related to a non-consensual sexual experience

Number of IBQ items endorsed by students

■ 0 ■ 1 ■ 2 ■ 3 or more





Summary of Key Findings

- Both female and male students were generally positive about the survey experience
- 35% of female and 14% of male participants had at least one sexual experience without their consent during college
- 10% of female and 0.3% of male participants were raped

- The perpetrators were mostly men known to the victims.
- The overwhelming majority of students who were assaulted or raped did not report to a university source.

- 41% of students experienced institutional betrayal related to a nonconsensual sexual experience
- 28% of students who had a nonconsensual sexual experience indicated the institution made it difficult to report

Many analyses remain, including:

- Are students acknowledging perpetrating violence or harassment?
- Are students aware when their behaviors and experiences meet the definitions of sexual harassment, sexual assault, or rape?
- What bystander behaviors do students engage in?
- What have participants observed happening to their friends who were sexually assaulted?
- What are student attitudes about rape and sexual assault?
- What is the relationship between victimization experiences and student health and educational engagement?
- Are some groups of students more likely to be involved in these events than others?
- How does college experience relate to childhood betrayal trauma history?

Thank you

Questions?