

Formation of low- $\delta^{18}\text{O}$ rhyolites after caldera collapse at Yellowstone, Wyoming, USA

Ilya N. Bindeman
John W. Valley

Department of Geology and Geophysics, University of Wisconsin, 1215 West Dayton Street, Madison, Wisconsin 53706, USA

ABSTRACT

We present a new model for the genesis of low- $\delta^{18}\text{O}$ rhyolites of the Yellowstone caldera based on analyses of zircons and individual quartz phenocrysts. Low- $\delta^{18}\text{O}$ rhyolites were erupted soon after the massive caldera-forming Lava Creek Tuff eruption (602 ka, $\sim 1000\text{ km}^3$) and contain xenocrysts of quartz and zircon inherited from precaldern rhyolites. These zircons are isotopically zoned and out of equilibrium with their host low- $\delta^{18}\text{O}$ melts and quartz. Diffusion modeling predicts that magmatic disequilibria of oxygen isotopes persists for as much as tens of thousands of years following nearly total remelting of the hydrothermally altered igneous roots of the depressed cauldron, in which the alteration-resistant quartz and zircon initially retained their $\delta^{18}\text{O}$ values. These results link melting to caldera collapse, rule out rapid or catastrophic magma–meteoric water interaction, and indicate wholesale melting rather than assimilation or partial melting.

Keywords: Yellowstone, zircon, oxygen isotopes, caldera, low $\delta^{18}\text{O}$.

INTRODUCTION

Meteoric water plays an important role in the genesis of ore deposits, explosive volcanism, and hydrothermal activity. Low values of $\delta^{18}\text{O}$ unambiguously provide evidence of this process. Although the alteration of rocks by meteoric water is well understood, the incorporation of meteoric water into magma remains controversial. Studies of low- $\delta^{18}\text{O}$ volcanic and shallow plutonic magmas in which tens of percent of their total oxygen must have been ultimately derived from meteoric or surface water provide important insight into mechanisms of fluid–magma interaction (Friedman et al., 1974; Muehlenbachs et al., 1974; Criss and Taylor, 1986; Taylor, 1987). The genesis of low- $\delta^{18}\text{O}$ magmas has been variously proposed to require: (1) direct, sometimes catastrophic meteoric water addition into magma (Friedman et al., 1974; Hildreth et al., 1984); (2) more gradual, multistage assimilation of hydrothermally altered rocks (Taylor and Sheppard, 1986; Balsley and Gregory, 1998); or (3) partial melting of the walls of the magma chamber (Bacon et al., 1989).

Classic examples of low- $\delta^{18}\text{O}$ lavas are found in the Yellowstone Plateau volcanic field, Wyoming, USA, where abrupt ^{18}O depletions (accompanied by changes in Sr and Pb isotopes) in magmas occurred after caldera-forming eruptions at 2.0 and 0.6 Ma. The most dramatic drop in $\delta^{18}\text{O}$ values (by $\sim 5.5\%$) of quartz phenocrysts occurred after the last caldera-forming eruption, which deposited the Lava Creek Tuff and formed the Yellowstone caldera (Hildreth et al., 1984, 1991). The $>40\text{ km}^3$ of postcaldera, low- $\delta^{18}\text{O}$ lavas with $\delta^{18}\text{O}$ quartz (Qz) $<3\%$ appear exclusively within the Yellowstone caldera. It is remarkable that their whole-

rock major and trace element composition is similar to that of isotopically normal high-silica rhyolites of precaldern lavas or lavas erupted simultaneously outside the caldera.

We report analyses of more than 200 individual quartz phenocrysts and zircon separates from the Lava Creek Tuff and younger intracaldern lavas (602–70 ka). The ability to analyze samples smaller than an individual quartz phenocryst allows us to measure the phenocryst-scale ($<1\text{ mm}$) variability, which was not possible in earlier studies.

SAMPLE PREPARATION AND ANALYTICAL TECHNIQUE

Individual phenocrysts of quartz and sanidine, and obsidian spheres, were handpicked from hand specimens or from crushed rock. Quartz was purified in fluoroboric acid to dissolve feldspars and glass. Special attention was paid to glass inclusions and phenocryst morphology to assure that all analyzed phenocrysts are primary and not the result of precipitation from a secondary hydrothermal fluid. Zircons were separated from 20 kg samples of rock using standard techniques of density and magnetic separations. The extracted 50–250 mg of zircons were purified from admixed minerals and glass by cold HF.

The University of Wisconsin CO_2 -laser mass spectrometer system (Valley et al., 1995) allows precise analysis of 1–2 mg samples with the average reproducibility of better than $\pm 0.10\%$ (1 standard deviation, *st.d.*). Quartz was analyzed by the rapid heating technique (Spicuzza et al., 1998a). For analyses of more reactive sanidine and obsidian, we used an airlock sample chamber

(Spicuzza et al., 1998b). We measured four to seven aliquots of UWG-2 garnet standard on each day of analysis. Nine analyses of NBS-28 quartz yielded an average value of 9.55% . Air abrasion of zircon fractions was done in a corundum mortar and normally took from 1 to 5 days. Selected ion microprobe analyses were performed on 20- μm -diameter spots, 3 μm into prismatic crystal growth faces of zircon using a Cameca ims-4f at the University of Edinburgh, Scotland, with a Cs^+ primary beam and energy filtering (Valley et al., 1998).

ZONING AND VARIABILITY OF $\delta^{18}\text{O}$ IN INDIVIDUAL QUARTZ PHENOCRYSTS AND ZIRCONS

Values of $\delta^{18}\text{O}$ in individual obsidian spheres (Table 1¹) within several lava flows were measured and are homogeneous ($\delta^{18}\text{O} = \pm 0.3\%$). These values are similar to those reported by Hildreth et al. (1984), demonstrating a remarkable homogeneity of $\delta^{18}\text{O}$ in magmas parental to low- $\delta^{18}\text{O}$ lavas. In contrast, all low- $\delta^{18}\text{O}$ rhyolites erupted immediately after the Lava Creek Tuff are distinctly variable in the $\delta^{18}\text{O}$ values of individual quartz phenocrysts (Fig. 1). Variations of 1.0% – 1.5% are common among quartz phenocrysts from a single hand specimen, and variation is in excess of 2% for the Canyon flow and the South Biscuit Basin flow. The highest values of $\delta^{18}\text{O}$ among quartz phenocrysts in the South Biscuit Basin flow and the Canyon flow approach $+6\%$,

¹GSA Data Repository item 200079, Oxygen isotope ratios, Yellowstone caldera, is available on request from Documents Secretary, GSA, P.O. Box 9140, Boulder, CO 80301-9140, editing@geosociety.org, or at www.geosociety.org/pubs/ft2000.htm.

Data Repository item 200079 contains additional material related to this article.

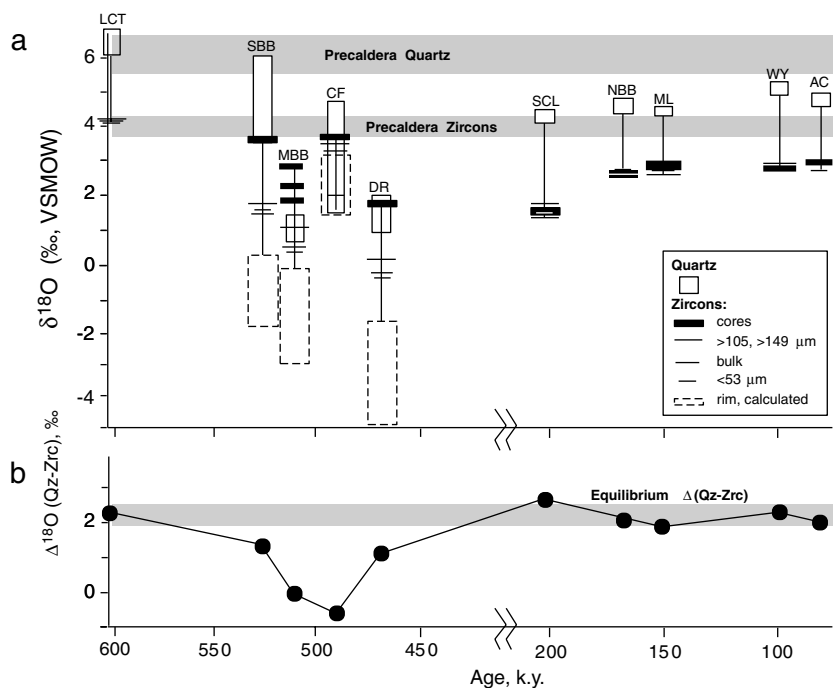


Figure 1. Oxygen isotope ratios of larger and smaller zircons (Zrc), measured compositions of abraded cores, and calculated compositions of rims in low- $\delta^{18}\text{O}$ rhyolites from Yellowstone caldera, Wyoming. Boxes show ranges of quartz (Qz) $\delta^{18}\text{O}$ values. These data show (1) variability of $\delta^{18}\text{O}$ values among individual quartz phenocrysts, especially for low- $\delta^{18}\text{O}$ lavas erupted after Lava Creek Tuff (LCT) at 550–450 ka; (2) variability of different size zircons and air-abraded cores; (3) disequilibria between average quartz and zircon in most low- $\delta^{18}\text{O}$ lavas. CF—Canyon flow, DR—Dunraven Road flow, SBB, MBB, and NBB—South, Middle, and North Biscuit Basin flows, SCL—Scaup Lake flow, ML—Mallard Lake flow, WY—West Yellowstone flow, AC—Aster Creek flow. Ages are from Gansecki et al. (1996, 1998) and Obradovich (1992). Plotted ages of post-Lava Creek Tuff lavas are not exact to prevent overlap of data points. VSMOW is Vienna standard mean ocean water. Note that oxygen isotopes permit making of stratigraphic distinctions. Our results show that three separate outcrops (hills), southern, middle, and northern, along Firehole River of Upper Geyser Basin, defined earlier as single unit of Biscuit Basin flow, represent three independent lava flows, which have distinctly different isotope compositions of phenocrysts. We call them South, Middle, and North Biscuit Basin flows. Only Middle Biscuit Basin was sampled by Hildreth et al. (1984). NBB and SBB flow ages were not determined.

similar to normal- $\delta^{18}\text{O}$ quartz in precaldera rocks and in Lava Creek Tuff. Despite similar whole-rock chemical compositions, low- $\delta^{18}\text{O}$ lavas contain fewer quartz phenocrysts. The external morphology and internal structure of quartz (as shown by cathodoluminescence imaging) reveal resorption and solution reprecipitation.

Another characteristic feature of low- $\delta^{18}\text{O}$ lavas is oxygen isotope disequilibrium between quartz and zircon (Zrc). Values of $\Delta(\text{Qz-Zrc})$ between individual quartz phenocrysts and bulk separates of zircon are as much as a few per mil smaller than the equilibrium fractionation of 2‰ for magmatic temperatures (Fig. 1). Most precaldera, extracaldera, and intracaldera rhyolites erupted more than 150 k.y. after the Lava Creek Tuff do not show such disequilibrium and have $\Delta(\text{Qz-Zrc}) \sim 2\%$.

Differences of as much as 0.7‰ in $\delta^{18}\text{O}$ exist between the smallest (<53 μm diameter) and largest (>149 μm) zircons from low- $\delta^{18}\text{O}$ lava flows erupted after the Lava Creek Tuff. These differences suggest that smaller zircons grew later in a magma of changing $\delta^{18}\text{O}$, or that zir-

cons have exchanged oxygen as a function of surface area/mass. To test these hypotheses, larger zircons (>105 μm , or >149 μm) were air abraded, and the residual cores were analyzed for $\delta^{18}\text{O}$. Cores of zircons from low- $\delta^{18}\text{O}$ rocks have $\delta^{18}\text{O}$ values that are as much as 2.5‰ higher than those of the smallest zircons (Fig. 1; Table 1). The highest $\delta^{18}\text{O}$ values in abraded cores range from 1.8‰ to 3.7‰, approaching the $\delta^{18}\text{O}$ of zircons in precaldera rhyolites (+4‰) and suggesting that large zircons are inherited from the precaldera magma or country rock.

Successive air abrasions were made of abundant zircons in the Middle Biscuit Basin flow to monitor $\delta^{18}\text{O}$ after each step of rim removal (Fig. 2). Optical measurements and weight loss were used to determine the decrease in the average radius of zircons that became ellipsoidal to nearly spherical. Values of $\delta^{18}\text{O}$ are plotted as a function of average radii of residual zircons. The resulting profile shows a steep gradient of $\sim 1\%$ per 2–3 μm at grain boundaries while $\Delta(\text{core-rim})$ approaches 5‰.

It is important to note that the bulk analyses of the smallest zircons (<53 μm) yielded $\delta^{18}\text{O}$

values more than 1‰ higher than either the calculated rim composition based on zircon abrasion, the ion microprobe analyses of zircon rims, or zircon in equilibrium with their host obsidian. This finding suggests that even the smallest grains of zircon are isotopically zoned and contain higher $\delta^{18}\text{O}$ cores. Such zoning would suggest that much of the total mass of zircons was inherited and that diffusive exchange with low- $\delta^{18}\text{O}$ magma was an important process, affecting a larger mass percentage of smaller crystals because of their larger surface area/mass.

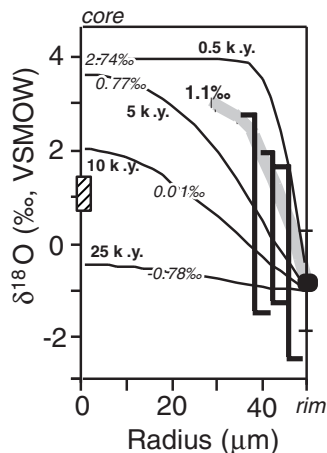
It is remarkable that all studied zircons from low- $\delta^{18}\text{O}$ rhyolites younger than the Lava Creek Tuff show evidence of $\delta^{18}\text{O}$ zoning, whereas all abraded zircon fractions from precaldera and extracaldera rhyolite rocks are homogeneous. The Scaup Lake flow and other voluminous rhyolites erupted after an ~ 200 k.y. quiescence in eruptive activity inside the caldera show no significant heterogeneity in quartz phenocrysts, no isotopic zoning in zircon, and no $\Delta(\text{Qz-Zrc})$ disequilibria (Fig. 1).

Two processes operated to reequilibrate zircon, quartz, and magma: (1) diffusive oxygen exchange, and (2) solution reprecipitation on inherited cores and new overgrowth in equilibrium with the melt. Oxygen diffusion coefficients in zircon in Yellowstone water-bearing magmas are on the order of 10^{-17} – 10^{-18} cm^2/s (water-saturated experiments at 750–850 °C, Watson and Cherniak, 1997), making it possible to equilibrate a typical 50- μm -radius zircon grain after a few tens of thousands of years (Fig. 2). Sluggish rates of zircon growth and dissolution in magmas (10^{-15} – 10^{-17} cm/s , at the same temperatures and rate of cooling or heating of 0.01 °C/yr, Watson, 1996) suggest that it may take at least tens of thousands of years to form a 50- μm -thick zircon overgrowth. U-Th disequilibria and U-Pb dating of zircon cores show that zircon may reside for >200 k.y. in similar rhyolitic systems (e.g., Reid et al., 1997; Brown and Fletcher, 1999). Several lines of evidence support zircon recycling as the main mechanism of Zr mass balance: relatively short time scales of volcanic melting–crystallization phenomena, similar compositions of most Yellowstone rhyolites (low- $\delta^{18}\text{O}$ or normal) including relatively constant Zr concentrations (Hildreth et al., 1991, 1984), and thus similar zircon saturation temperatures.

OXYGEN ISOTOPE REEQUILIBRATION

Diffusive exchange of oxygen isotopes in quartz and zircon was modeled using equation 6.18 of Crank (1975) for diffusion in a normal $\delta^{18}\text{O}$ sphere surrounded by an infinite reservoir of low- $\delta^{18}\text{O}$ magma. Calculations were made at 750 and 850 °C, the latter consistent with Fe-Ti oxide temperature estimates for Yellowstone's high-silica rhyolites (Hildreth et al., 1984) and with our zircon saturation-temperature estimates. Measured zircon zoning profiles (Fig. 2) are between pro-

Figure 2. Zoning profile of $\delta^{18}\text{O}$ in 105 μm zircons (52.5 μm radius) for magma residence times in Middle Biscuit Basin flow based on successive air abrasions (52.5 μm radius). Left-oriented horizontal marks on vertical lines at 40–50 μm are measured core compositions; horizontal marks at bottom are rim compositions. Rim composition was calculated by mass balance using measured $\delta^{18}\text{O}$ of core, $\delta^{18}\text{O}$ of preabrasion bulk, and percentage of abrasion (percent of material removed). Thin curves indicate calculated diffusion profiles (see text). Numbers (in per mil) are $\delta^{18}\text{O}$ of whole grain, calculated (*italic*) and measured (**bold**). Striped box is measured compositional range of host obsidian. Note steep isotopic gradients predicted for residence times of 500–10 000 yr. Compositions of rims, based on analyses of prismatic faces of four individual zircon crystals by ion microprobe, are shown as filled circle ($\pm 1\sigma$). $\delta^{18}\text{O}$ values of measured and predicted rims are 2‰–4‰ lower than those of bulk of zircon, abraded cores and smallest measured zircons, but rims are in equilibrium with host obsidian (see Fig. 1). VSMOW—Vienna standard mean ocean water.



files calculated for 500 and 5000 yr at 850 °C. Figure 3 shows the measured $\delta^{18}\text{O}$ ranges of zircon and quartz phenocrysts and the calculated exchange curves at 850 °C. Crystals of observed sizes were chosen and the $\delta^{18}\text{O}$ values of both the core and the bulk crystal were computed. The water-saturated diffusion coefficients of Watson and Cherniak (1997) were used for zircons. We also consider the case in which new overgrowth of a rim in equilibrium with the melt occurs simultaneously with isotopic exchange by diffusion. For quartz, the diffusion coefficients of Farver and Yund (1991), Elphick et al. (1986), Giletti and Yund (1984), and Dennis (1984) all yield similar results for water-saturated oxygen diffusion at 850 °C. A decrease in temperature to 750 °C increases the time of equilibration (~10 times) without changing the relative position of the curves (owing to the similar activation energy for oxygen diffusion in quartz and zircon).

The curves of $\delta^{18}\text{O}$ equilibration between cores of quartz, cores of zircon, and melt show that maximum disequilibrium and core-rim heterogeneity would occur 500–5000 yr after normal $\delta^{18}\text{O}$ crystals became immersed in low- $\delta^{18}\text{O}$ melt. During this transition, the predicted $\Delta(\text{Qz-Zrc})$ shows wide variations similar to our measurements in low- $\delta^{18}\text{O}$ lavas (Fig. 1 and Fig. 3, bottom). Although the natural quartz crystals are larger, the zircons need 100 times longer to reequilibrate with the magma by diffusion. As a result, intervals with the maximum difference of $\delta^{18}\text{O}$ between cores of larger crystals of quartz and zircons, and the bulk of their smaller crystals, are offset in time. For example, variability of $\delta^{18}\text{O}$ in quartz in the South Biscuit Basin flow and the Canyon flow (Table 1) indicates a shorter time of immersion in magma before eruption (~500 yr at 850 °C) because the quartz had not achieved homogeneity, whereas the zircons are already zoned. In contrast, quartz phenocrysts in the Middle Biscuit Basin flow and the Dunraven Road flow show only limited remaining heterogeneity, whereas zircons are highly zoned. This

result suggests that Middle Biscuit Basin magma existed long enough to reequilibrate quartz, but not long enough to reequilibrate zircon. Therefore, the observed heterogeneities in quartz and zircon also indicate that their residence in low- $\delta^{18}\text{O}$ magma was on the order of 10^2 – 10^3 yr at 850 °C or 10^3 – 10^4 yr at 750 °C.

ORIGIN OF LOW- $\delta^{18}\text{O}$ MAGMAS

Given the slow rates of oxygen diffusion, high closure temperatures, and slow crystal growth of zircon (Watson and Cherniak, 1997; Watson, 1996), the newly discovered isotope heterogeneity both in zircon and quartz (Figs. 1 and 2) rules out a rapid (<100 yr) or catastrophic (a few hours to days) process such as phreatic meteoric water-magma interaction at the time of eruption or post-eruptive oxygen exchange or overgrowth. The exchange calculations herein also restrict the maximum period over which such heterogeneity might be preserved.

Assimilation or partial melting of wall rocks as a mechanism of genesis of tens of cubic kilometers of magmas with $\delta^{18}\text{O}$ values of ~0‰ would require mixing nearly equal proportions of Lava Creek-type (+6‰) magma and unusually low- $\delta^{18}\text{O}$ magma or rock (–5‰ to –15‰) (e.g., Hildreth et al., 1984, 1991). Such low- $\delta^{18}\text{O}$ rocks (or low- $\delta^{18}\text{O}$ xenocrysts) have not been found at Yellowstone despite detailed searching. Furthermore, it would be difficult to achieve the observed bulk textural, chemical, and isotopic homogeneity of low- $\delta^{18}\text{O}$ lavas by mixing of two viscous rhyolites, given the time considerations already discussed.

The critical observation for understanding of the genesis of the low- $\delta^{18}\text{O}$ Yellowstone magmas is the $\delta^{18}\text{O}$ zonation and variability, which indicates that most of the mass of zircon (even the smallest crystals) in low- $\delta^{18}\text{O}$ magmas was inherited from a higher $\delta^{18}\text{O}$ source, similar to normal precaldern rocks. Dispersal of old zircons in a new magma could occur by near total fusion of source rocks containing these zircons. A simi-

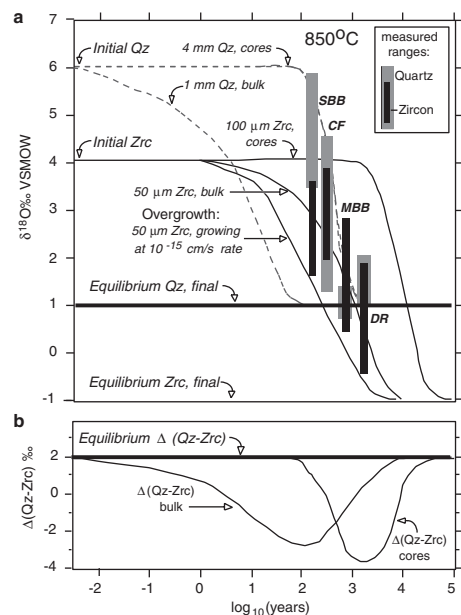
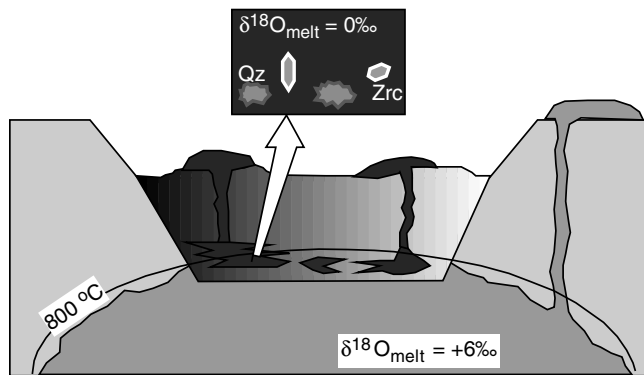


Figure 3. A: Calculations of isotopic exchange of normal zircon (Zrc) ($\delta^{18}\text{O} = +4.0\text{‰}$, thick lines) and quartz (Qz) (+6.0‰, dotted lines) crystals (sizes are diameters, dotted lines to low- $\delta^{18}\text{O}$ melt (0.0‰) predict period of quartz-zircon disequilibrium for residence times to 50 k.y. B: Up to 5.5‰ disequilibrium in $\Delta(\text{Qz-Zrc})$ exists during time intervals to 50 k.y. See Figure 1 for unit abbreviations and text for discussion. Each core is innermost 50% of crystal's radius. Overgrowth implies constant rate of deposition of new rim ($\delta^{18}\text{O} = -1\text{‰}$) in equilibrium with melt at rate of 10^{-15}cm/s (Watson, 1996).

lar argument applies to quartz. Lower abundance, smaller sizes, and resorbed morphology of quartz in low- $\delta^{18}\text{O}$ as opposed to normal lavas is consistent with a relict or xenocrystic origin. The source rock may have achieved low- $\delta^{18}\text{O}$ values of ~0‰ or lower through hydrothermal alteration of volcanic glass, matrix, and feldspars, but quartz and zircon phenocrysts are alteration resistant (Valley et al., 1994; Criss and Taylor, 1986). Any initial $\delta^{18}\text{O}$ variations in melt anneal several orders of magnitude faster (even by diffusion) than variations in quartz and zircon (Zhang et al., 1991).

Caldera collapse created conditions favorable to remelting of the hydrothermally altered roots of the cauldron and thus for the genesis of low- $\delta^{18}\text{O}$ magmas (Fig. 4). The estimated vertical drop due to caldera subsidence following eruption of the Lava Creek Tuff was at least ~500 m (Hildreth et al., 1984), and large blocks may have been brought down nearer the magma chamber. Following the views of Smith (1979) and Smith and Christiansen (1980) that most magma remains in the batholithic-scale magma chambers beneath the Yellowstone caldera, caldera subsidence would have juxtaposed the hydrothermally altered and water-rich intracaldera roots of the down-dropped block with significantly hotter underlying magma. Most ^{18}O -depleted source rocks were originally located closer to the

Figure 4. Model of genesis of low- $\delta^{18}\text{O}$ rocks by total fusion of hydrothermally altered caldera roots after caldera collapse. Quartz (Qz) and zircon (Zrc) were not altered by hydrothermal fluids and retained precaldera higher $\delta^{18}\text{O}$ values. Purely conductive heating of $\Delta T = 200\text{--}300\text{ }^\circ\text{C}$ of depressed cauldron with vertical dimension of $\sim 500\text{ m}$, proceeding at thermal diffusivity of $0.005\text{ cm}^2/\text{s}$, would yield heating on order of $10^{-2}\text{ }^\circ\text{C}/\text{yr}$



At this heating rate from T_{solidus} to T_{max} ($700\text{--}850\text{ }^\circ\text{C}$) zircon growth rate is 10^{-16} to 10^{-17} cm/s (Watson, 1996). If zircon saturation temperature is exceeded at higher temperatures (e.g., $T \sim 850\text{ }^\circ\text{C}$), zircon dissolution may proceed at $<10^{-15}\text{ cm/s}$, followed by crystallization of overgrowth during eruptive cooling. Given short time scale involved (few hundreds to few thousands of years, based on diffusive exchange alone) both overgrowth and dissolution are expected to play secondary role in oxygen exchange.

magma chamber, because the intensity of hydrothermal alteration increases toward the heat source. They thus melted first, giving rise to most low- $\delta^{18}\text{O}$ magmas (Fig. 4) that erupted independently around two resurgent domes of the Yellowstone caldera as much as 45 km apart. Each lava resulted from the nearly total melting of hydrothermally altered, low- $\delta^{18}\text{O}$ precursor rocks. The earlier alteration lowered $\delta^{18}\text{O}$ in the matrix of the precursor rock, but normal $\delta^{18}\text{O}$ phenocrysts of zircon and some quartz survived both the hydrothermal alteration and subsequent residence in low- $\delta^{18}\text{O}$ melt before it erupted and formed glassy lava. The time interval between melting and eruption was on the order of hundreds to thousands of years at $850\text{ }^\circ\text{C}$.

Isotopic recovery toward less ^{18}O -depleted magmas is seen in progressively younger intracaldera lavas (Fig. 1) and could result from progressive remelting of less ^{18}O -depleted rocks of the caldera block, and mixing with the less ^{18}O -depleted magma from the interior of the magma reservoir (Hildreth et al., 1984, 1991).

ACKNOWLEDGMENTS

We thank Mike Spicuzza (University of Wisconsin) and John Craven (University of Edinburgh) for patience and support during isotope analyses; Carrie Gilliam and Curtis Manley for help with sample collection; and Kristin Greene for help with zircon separation. This research was supported by a grant from the U.S. Department of Energy 93ER14389.

REFERENCES CITED

Bacon, C.R., Adami, L.H., and Lanphere, M.A., 1989, Direct evidence for the origin of low- $\delta^{18}\text{O}$ silicic magmas: Quenched samples of a magma chamber's partially fused granitoid walls, Crater Lake, Oregon: *Earth and Planetary Science Letters*, v. 96, p. 199–208.

Balsley, S.D., and Gregory, R.T., 1998, Low- $\delta^{18}\text{O}$ magmas: Why are they so rare?: *Earth and Planetary Science Letters*, v. 168, p. 123–136.

Brown, S.J.A., and Fletcher, I.R., 1999, SHRIMP U-Pb dating of the preeruption growth history of zircons

from the 340 ka Whakamaru Ignimbrite, New Zealand: Evidence for $>250\text{ k.y.}$ magma residence times: *Geology*, v. 27, p. 1035–1038.

Carlsaw, H.S., and Jaeger, J.C., 1959, *Conduction of heat in solids* (second edition): Oxford, UK, Clarendon Press, 510 p.

Crank, J., 1975, *The mathematics of diffusion* (second edition): Oxford, UK, Oxford University Press, 414 p.

Criss, R.E., and Taylor, H.P., Jr., 1986, Meteoric-hydrothermal systems, in Valley, J.W., et al., eds., *Stable isotopes in high temperature geological processes: Mineralogical Society of America Reviews in Mineralogy*, v. 16, p. 373–421.

Dennis, P.F., 1984, Oxygen self-diffusion in quartz under hydrothermal conditions: *Journal of Geophysical Research*, v. 89, p. 4047–4057.

Elphick, S.C., Dennis, P.F., and Graham, C.M., 1986, An experimental study of the diffusion of oxygen in quartz and albite using an overgrowth technique: *Contributions to Mineralogy and Petrology*, v. 92, p. 322–330.

Farver, J.R., and Yund, R.A., 1991, Oxygen diffusion in quartz: Dependence on temperature and water fugacity: *Chemical Geology*, v. 90, p. 55–70.

Friedman, I., Lipman, P.W., Obradovich, J.D., Gleason, J.D., and Christiansen, R.L., 1974, Meteoric water in magmas: *Science*, v. 184, p. 1069–1072.

Gansecki, C.A., Mahood, G.A., and McWilliams, M.O., 1996, $^{40}\text{Ar}/^{39}\text{Ar}$ geochronology of rhyolites erupted following collapse of the Yellowstone caldera, Yellowstone Plateau volcanic field: Implications for crustal contamination: *Earth and Planetary Science Letters*, v. 142, p. 91–107.

Gansecki, C.A., Mahood, G.A., and McWilliams, M.O., 1998, New ages for the climactic eruption at Yellowstone: Single-crystal $^{40}\text{Ar}/^{39}\text{Ar}$ dating identifies contamination: *Geology*, v. 26, p. 343–346.

Giletti, B.J., and Yund, R.A., 1984, Oxygen diffusion in quartz: *Journal of Geophysical Research*, v. 89, p. 4039–4046.

Hildreth, W., Christiansen, R.L., and O'Neil, J.R., 1984, Catastrophic isotopic modification of rhyolitic magma at times of caldera subsidence, Yellowstone Plateau Volcanic Field: *Journal of Geophysical Research*, v. 89, p. 8339–8369.

Hildreth, W., Halliday, A.N., and Christiansen, R.L., 1991, Isotopic and chemical evidence concerning the genesis and contamination of basaltic and rhyolitic magmas beneath the Yellowstone

Plateau Volcanic Field: *Journal of Petrology*, v. 32, p. 63–138.

Muehlenbachs, K., Anderson, A.T., and Sigvaldsson, G.E., 1974, Low- $\delta^{18}\text{O}$ basalts from Iceland: *Geochimica et Cosmochimica Acta*, v. 38, p. 577–588.

Obradovich, J.D., 1992, Geochronology of the late Cenozoic volcanism of Yellowstone National Park and adjoining areas, Wyoming and Idaho: U.S. Geological Survey Open-File Report, v. 92–408, p. 1–45.

Reid, M.R., Coath, C.D., Harrison, M.T., and McKeegan, K.D., 1997, Prolonged residence times for the youngest rhyolites associated with Long Valley Caldera: ^{230}Th - ^{238}U ion microprobe dating of young zircons: *Earth and Planetary Science Letters*, v. 150, p. 27–39.

Smith, R.B., and Christiansen, R.L., 1980, Yellowstone Park as a window on the Earth's interior: *Scientific American*, v. 242, p. 104–116.

Smith, R.L., 1979, Ash-flow magmatism, in Chapin, C.E., and Elston, W.E., eds., *Ash-flow tuffs: Geological Society of America Special Paper 180*, p. 5–27.

Spicuzza, M.J., Valley, J.W., Kohn, M.J., Girard, J.P., and Fouillac, A.M., 1998a, The rapid heating, defocused beam technique: A CO_2 -laser-based method for highly precise and accurate determination of $\delta^{18}\text{O}$ values of quartz: *Chemical Geology*, v. 144, p. 195–203.

Spicuzza, M.J., Valley, J.W., and McConnell, V.S., 1998b, Oxygen isotope analysis of whole rocks via laser fluorination: An airlock approach: *Geological Society of America Abstracts with Programs*, v. 30, no. 7, p. A80.

Taylor, H.P., Jr., 1987, Comparison of hydrothermal systems in layered gabbros and granites, and the origin of low- $\delta^{18}\text{O}$ magmas, in Mysen, B.O., ed., *Magmatic processes: Physicochemical principles: Geochemical Society Special Publication 1*, p. 337–357.

Taylor, H.P., Jr., and Sheppard, S.M.F., 1986, Igneous rocks: I. Processes of isotopic fractionation and isotopic systematics, in Valley, J.W., et al., eds., *Stable isotopes in high temperature geological processes: Mineralogical Society of America Reviews in Mineralogy*, v. 16, p. 227–271.

Valley, J.W., Chiarenzelli, J.R., and McLelland, J.M., 1994, Oxygen isotope geochemistry of zircon: *Earth and Planetary Science Letters*, v. 126, p. 187–206.

Valley, J.W., Kitchen, N., Kohn, M.J., Niendorf, C.R., and Spicuzza, M.J., 1995, UWG-2, a garnet standard for oxygen isotope ratio: Strategies for high precision and accuracy with laser heating: *Geochimica et Cosmochimica Acta*, v. 59, p. 5223–5231.

Valley, J.W., Graham, C.M., Harte, B., Kinny, P., and Eiler, J.M., 1998, Ion microprobe analysis of oxygen, carbon, and hydrogen isotope ratios, in McKibben, M.A., et al., eds., *Society of Economic Geology Reviews in Economic Geology*, v. 7, p. 73–98.

Watson, E.B., 1996, Dissolution, growth and survival of zircons during crustal fusion: Kinetic principles, geologic models and implications for isotopic inheritance: *Royal Society of Edinburgh Transactions*, v. 87, p. 43–56.

Watson, E.B., and Cherniak, D.J., 1997, Oxygen diffusion in zircon: *Earth and Planetary Science Letters*, v. 148, p. 527–544.

Zhang, Y., Stolper, E.M., and Wasserburg, G.J., 1991, Diffusion of water in rhyolitic glasses: *Geochimica et Cosmochimica Acta*, v. 55, p. 441–456.

Manuscript received December 13, 1999
Revised manuscript received May 12, 2000
Manuscript accepted May 17, 2000