

Review of the Two American Detector Models

Jim Brau
Univ. of Oregon

SLAC
August 4, 1999

We have been investigating **two** specific models

- Choosing any particular detector design is a compromise between competing constraints

Example:

1. **large tracking volume** desirable to optimize tracking resolution
 2. **small tracking volume** minimizes the volume of the electromagnetic calorimeter
-> allows aggressive EM calorimeter option
- investigated the two detector models

without prejudice

to understand trade-offs in performance

to consider feasibility and identify R&D needs

- The Models were selected to test two different choices for detector configuration:

1. Model L

large detector

large tracking volume

-> optimal tracking resolution

large radius calorimeter

-> optimal separation of calorimeter clusters

size limits magnetic field

-> limits vertex detector inner radius
due to pairs

2. Model S

small detector

small radius detector

-> allows largest magnetic field

small radius calorimeter

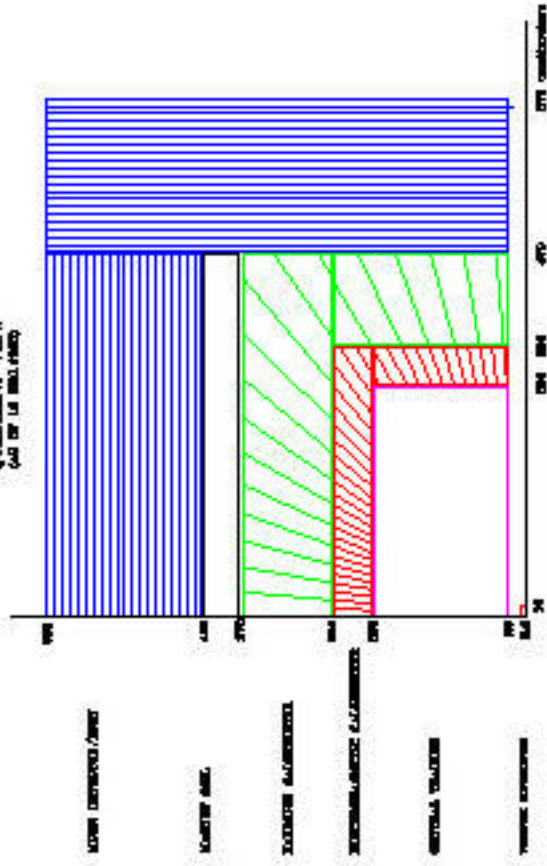
-> allows aggressive calorimeter options

high granularity EM (Si/W)

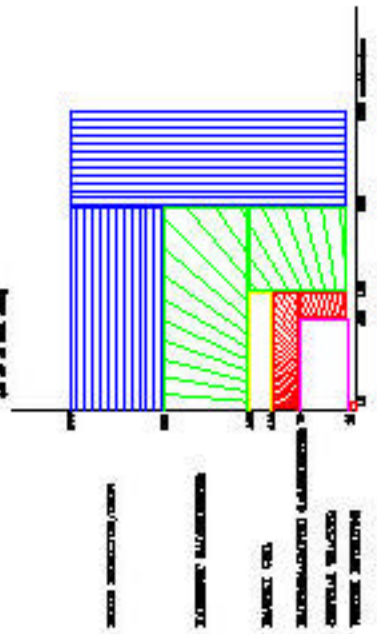
large magnetic field

-> allowing e^- pair containment
and close vertex detector

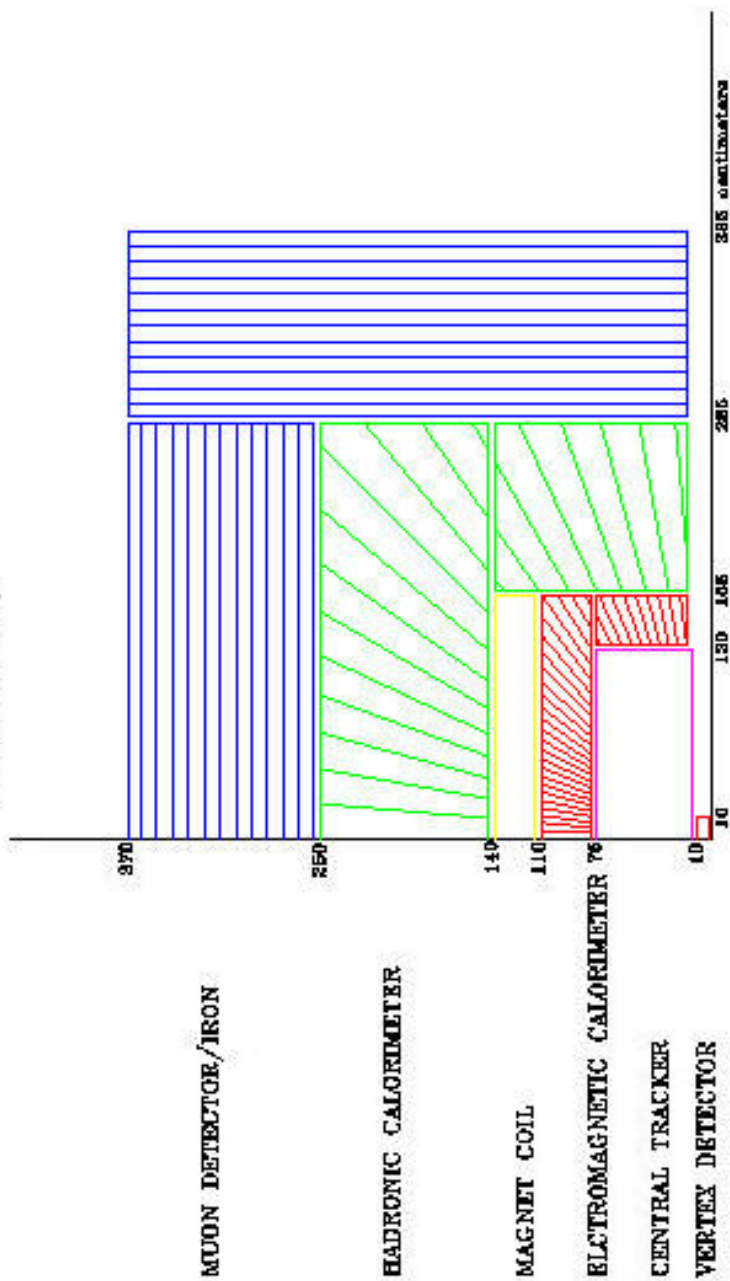
**DESIGN "L"
QUADRANT VIEW
(40' OF 100' LONG)**



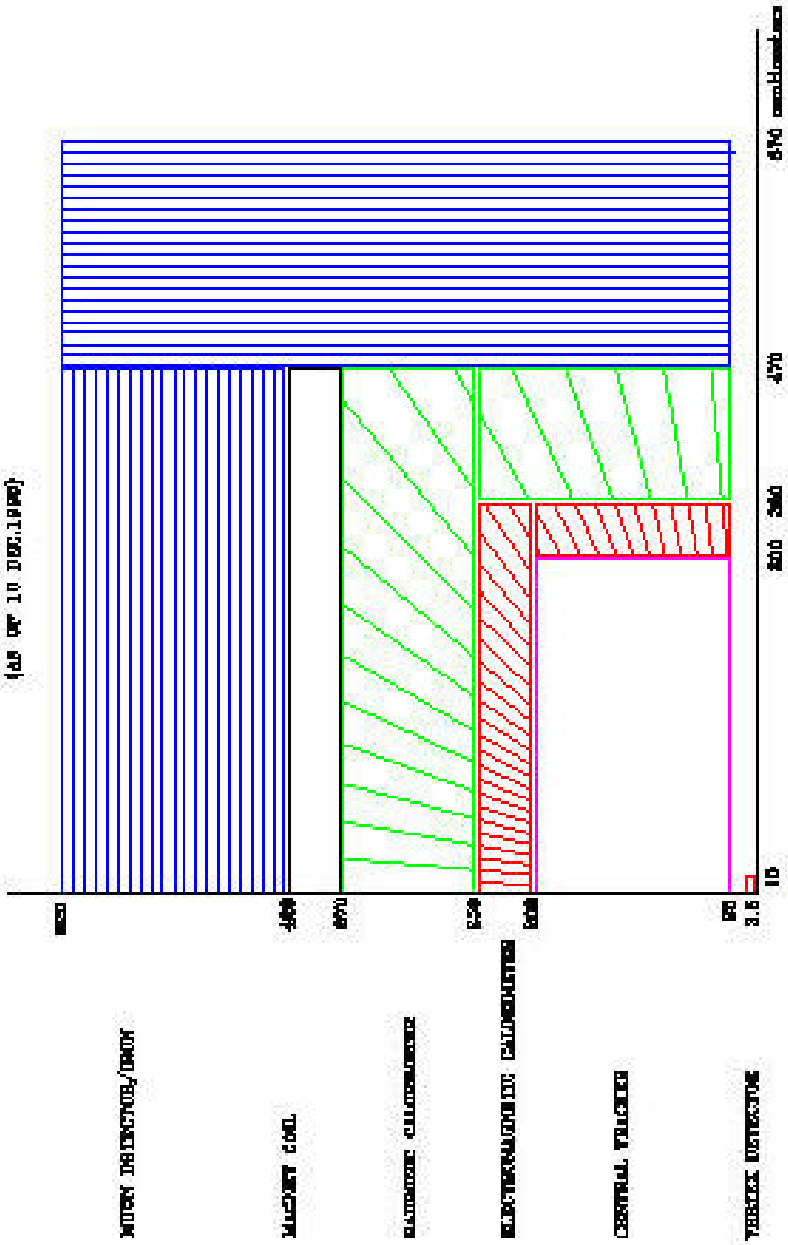
**DESIGN "S"
QUADRANT VIEW
(40' OF 100' LONG)**



DESIGN "S"
QUADRANT VIEW
(AS OF 10 DEC. 1999)



DESIGN 'L'
QUADRANT VIEW
 (AS OF 10 DEC. 1999)



Expected level of performance for the two configurations:

Vertex Detector

both detectors assume 5 barrel CCD (5 μm point res.),
with radius adjusted to match the two sizes

Model S

small radius outer detector allows largest
beam-pair constraining with B field
closest to IP ($R= 1.2, 2.4, 3.6, 4.8, 6.0$ cm)

Model L

larger area required for coverage
degraded performance due to more distant
inner layer ($R= 2.5, 4.4, 6.3, 8.1, 10.$ cm)
but, is this large a detector feasible?

Vertex Detector Performance

Model S

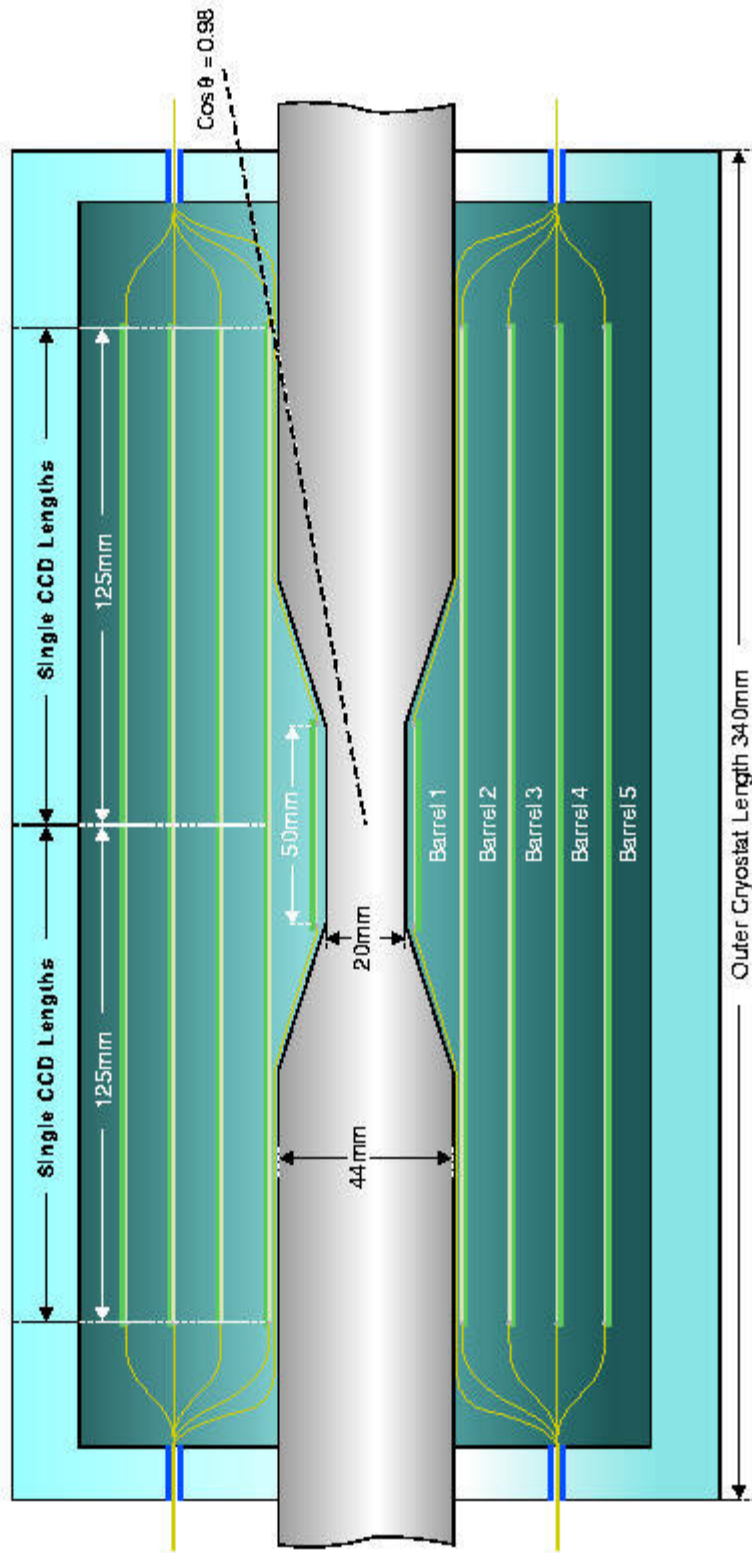
$$\sigma_b = (3 \mu\text{m} \oplus 10 \mu\text{m} / p \sin^{3/2} \theta)$$

Model L

$$\sigma_b = (3.5 \mu\text{m} \oplus 25 \mu\text{m} / p \sin^{3/2} \theta)$$

Both \rightarrow stand-alone tracking

Suggested layout of Vertex Detector for future e^+e^- Linear Collider (Updated November 1998)



Tracking

Model L

- optimal resolution
 σ/BL^2
- large radius allows largest track length, leading to best resolution

Model S

- smaller tracking volume lead to choice of high precision measurements (silicon)
- but silicon has unavoidable larger material budget -> multiple scattering
- low momentum resolution compromised by multiple scattering

Tracking Performance

Model S

$$\sigma_p / p = (6 \times 10^{-5} p \oplus 0.0022)$$

silicon drift (3 double layers)

Model L

$$\sigma_p / p = (5 \times 10^{-5} p \oplus 0.00065)$$

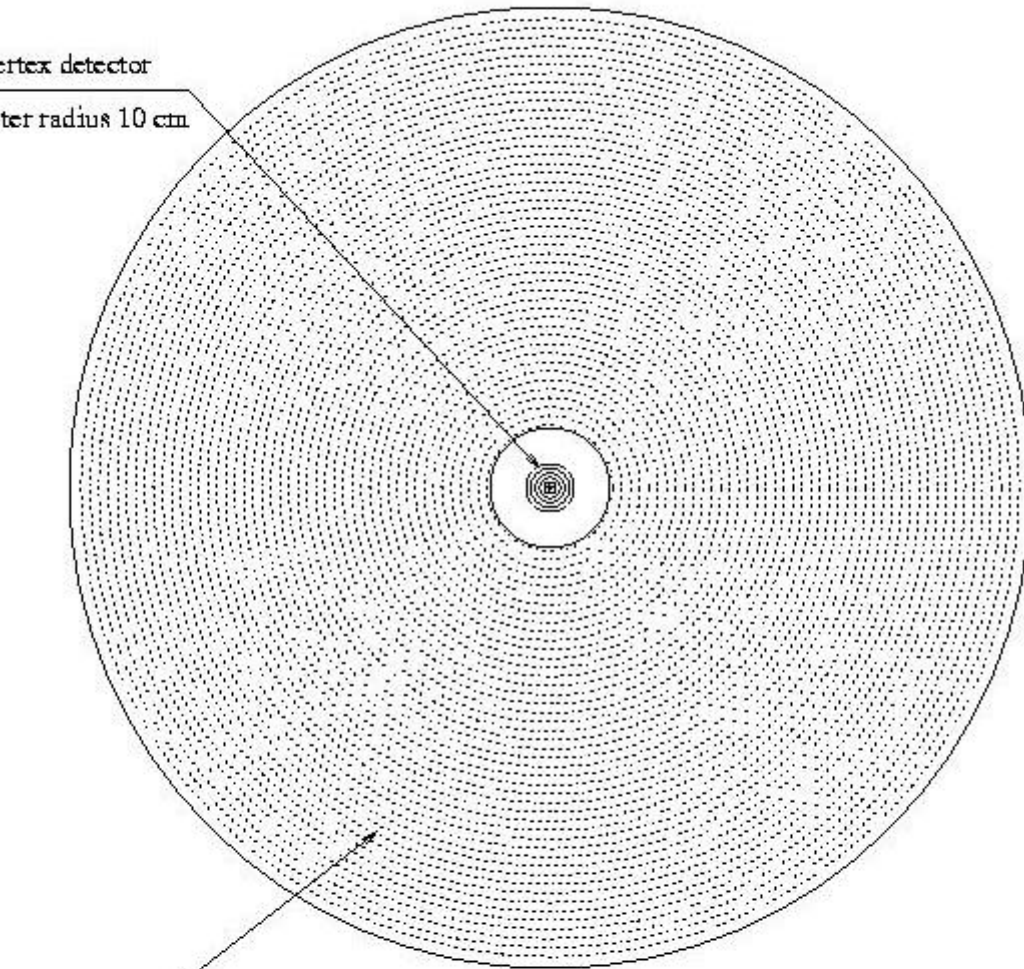
TPC (144 points)

comment

high momentum performance similar,
but at low momentum, large multiple scattering
in Model S leads to significant loss of resolution
Forward Tracking – Model S – 5 layers (si strips)

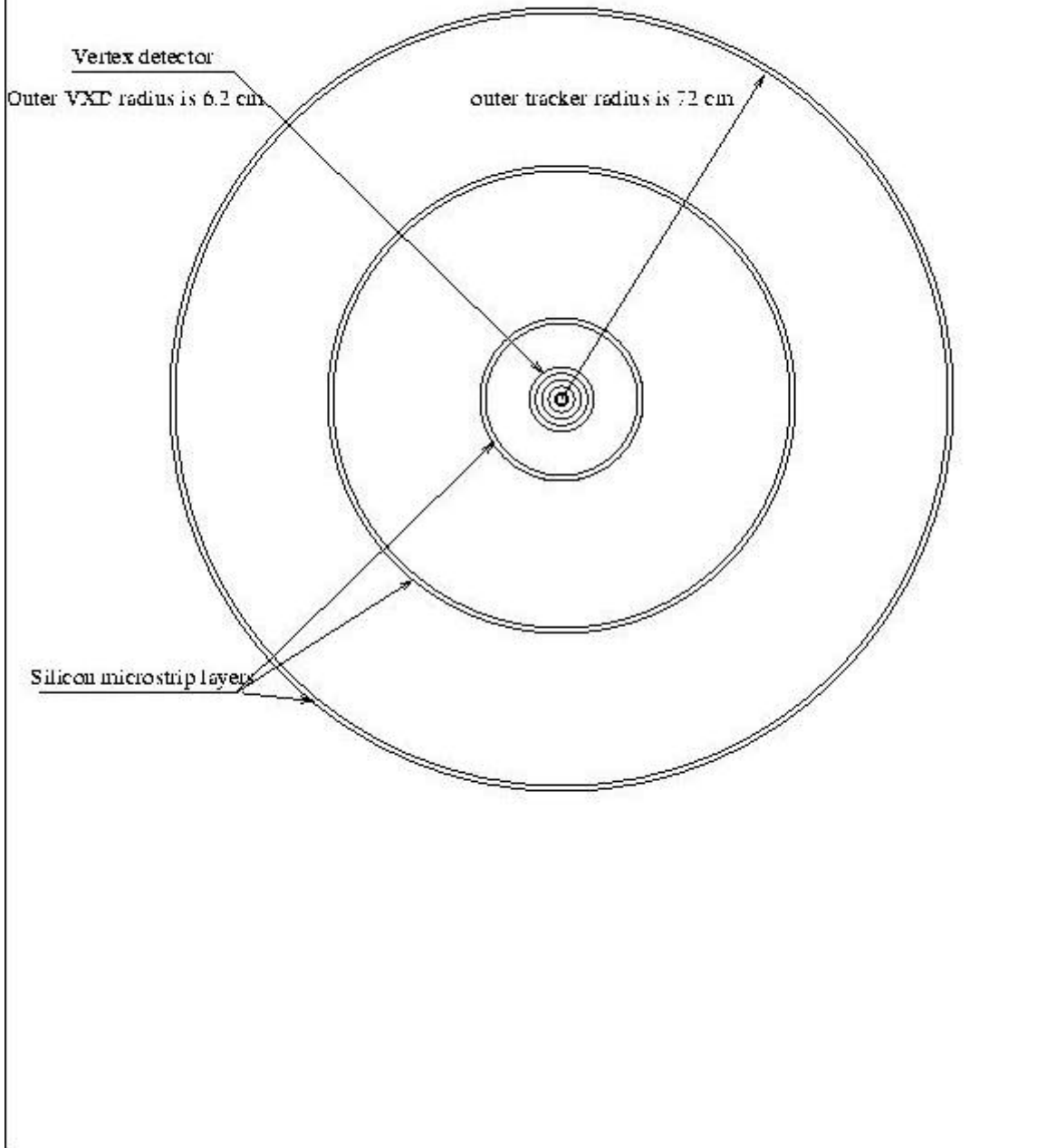
Large detector tracker configuration

Vertex detector
outer radius 10 cm



Drift chambers tracker system - 144 layers, outer radius 200 cm.

Small detector tracker configuration



Calorimeter

Model S

$$\sigma_{EM} / E = (12\% / \sqrt{E}) \oplus (1\%)$$

W/silicon pads ($1.5 \times 1.5 \text{ cm}^2$ pads)

High granularity!

29 X_0 , readout 100 longitudinal (potential)

$$\sigma_{Had} / E = (50\% / \sqrt{E}) \oplus (2\%)$$

Cu/scintillator ($40 \times 40 \text{ mrad}^2$)

76 cm Cu

$$l_{EM+Had} = 6.1 \lambda$$

Model L

$$\sigma_{EM} / E = (15\% / \sqrt{E}) \oplus (1\%)$$

Pb/scintillator ($40 \times 40 \text{ mrad}^2$)

28 X_0

$$\sigma_{Had} / E = (40\% / \sqrt{E}) \oplus (2\%)$$

Pb/scintillator ($80 \times 80 \text{ mrad}^2$)

$$l_{EM+Had} = 6.6 \lambda$$

Muon detectors

Model S

10 × 10 cm Fe plates + gas

$$\sigma_{r\theta} \approx 1 \text{ cm (x 10)} \quad \sigma_z \approx 1 \text{ cm (x 2)}$$

Model L

24 × 5 cm Fe plates + RPCs

$$\sigma_{r\theta} \approx 1 \text{ cm (x 24)} \quad \sigma_z \approx 1 \text{ cm (x 4)}$$

coverage to ~ 50 mrad

Magnetic Coil

Model S

6 Tesla

between EM and Hadronic calorimeter

Model L

3 Tesla

outside Hadronic calorimeter

Luminosity Monitor

Si/W

Hermeticity

>99%

Some Trade-offs Needing Further Study

Vertex Detection

$R_{\text{inner}} \Rightarrow$ how important?

thickness \Rightarrow 0.12 % X_0 vs. 0.3 - 0.4 % X_0

we want excellent multiple vertex reconstruction
(cascades, eg $H \rightarrow b \rightarrow c$ vs. $H \rightarrow c$)

Tracking

low momentum tracks

\Rightarrow resolution (multiple scatt.) and efficiency

eg. $e^+e^- \rightarrow e^+e^- \rightarrow e^+e^- X$

effect of tracking resolution on flavor tagging

Calorimetry

“energy flow” jets vs. calorimeter jet clustering?

(energy flow = tracking + EM cal + neut.had.)

how small can R be and still untangle neutrals?

W/Z reconstruction

non-pointing gammas

eg. $\tilde{C} \rightarrow \tilde{g}g$

Conclusion

The American study groups have defined two un-like detectors to explore trade-offs in performance:

Model L

- large detector
- large tracking volume => optimal resolution
- large radius calorimeter => cluster separation
- B field = 3 T

Model S

- small detector
- small radius calorimeter => aggressive EM
- large magnetic field = 6 T
- good for vertexing and shower separation

The trade-offs are still being studied.