

# The Statistical Behavior of GDP after Financial Crises and Severe Recessions

David H. Papell and Ruxandra Prodan

Discussed by: Jeremy Piger  
University of Oregon

October 18, 2011

# Summary of Paper

Papell and Prodan (PP) ask two questions:

- Do severe recessions associated with financial crises cause permanent reductions in the level of potential real GDP?
- If not, does the recovery take longer for recessions associated with financial crises?

The answers are used to project the post-Great Recession path of real GDP in the United States.

# Summary of Paper

These questions are not easy to answer:

- There is a long, yet still unsettled, literature on the long-run effects of shocks to real GDP.
  - Nelson and Plosser (1982), Perron (1989), Kim and Murray (2005)
- Requires identification of reversals in output growth following recessions that occur at variable lags.
- Requires identifying a counterfactual level of trend in the absence of a recession.

## Summary of Paper

PP develop a novel modeling strategy to identify and measure “slumps”, which consist of recessions and their aftermath.

PP’s Model:

$$y_t = \mu + \beta t + \gamma_1 DU_{1t} + \theta_1 DT_{1t} + \theta_2 DT_{2t} + \sum_{i=1}^k \rho_i y_{t-i} + u_t$$

$$DU_{1t} = 1 \text{ if } t > Tb_1$$

$$DT_{1t} = t - Tb_1 \text{ if } t > Tb_1$$

$$DT_{2t} = t - Tb_2 \text{ if } t > Tb_2$$

PP focus on three versions of their model:

- **More Restricted**

$$\theta_2 = -\theta_1$$

$$\theta_1(Tb_2 - Tb_1) = -\gamma_1$$

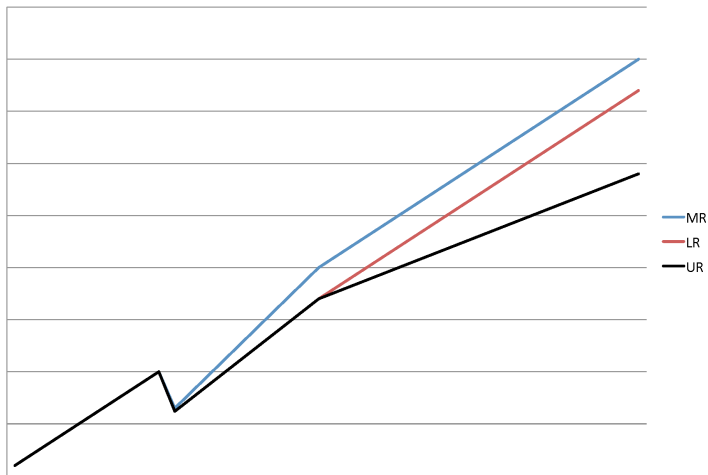
- **Less Restricted**

$$\theta_2 = -\theta_1$$

- **Unrestricted**

# Summary of Paper

## Simulations from PP Model



## Summary of Paper

PP use their model to three ends:

- To identify slumps, they test the null hypothesis of no structural breaks.
- To evaluate whether there are permanent GDP effects of slumps, they test the null hypothesis of the “More Restricted” model.
- To measure the length of slumps, they estimate  $Tb_2 - Tb_1$ .

## Summary of Paper

PP apply their model to analyze slumps in a number of countries. They conclude:

- Slumps associated with financial crises do not have permanent effects on real GDP
- GDP recovers more slowly from slumps associated with financial crises.
- Projected completion of U.S. recovery from the Great Recession: End of 2016.



# Comparing PP to the Previous Literature

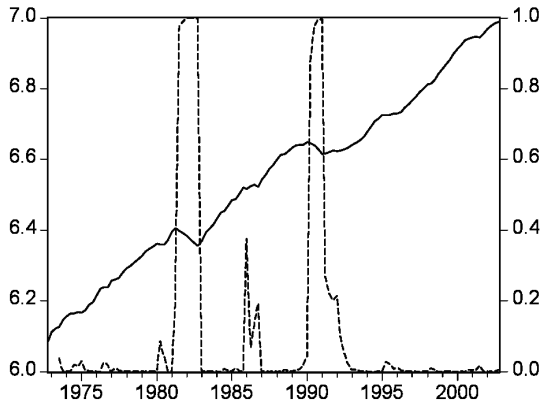
- A significant existing literature has investigated the long-run effects of recessions on real GDP.
  - Sichel (1994) and Boldin (1996)
  - Beaudry and Koop (1993)
- A primary difference is parsimony - These models have a single set of parameters governing all recessions in a GDP time series.
- PP instead estimate a set of parameters for each slump.
- This allows flexibility in modeling different patterns of slumps.

# Identifying Slumps

- This flexibility comes with a downside - lots of parameters needed to model multiple slumps.
- This raises questions about the power of the procedure to identify slumps.
- There is evidence that relevant slumps were missed.
- For example, the ECRI dates many recessions that are not identified by PP.

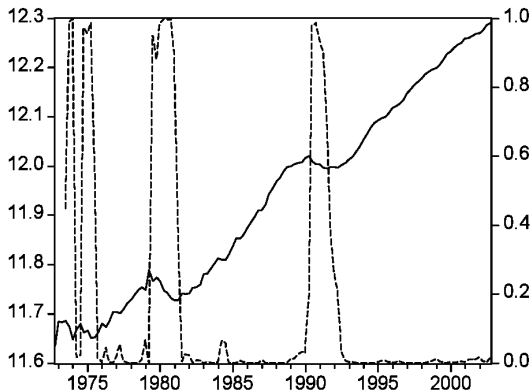
# Identifying Slumps

## Canada



# Identifying Slumps

## United Kingdom

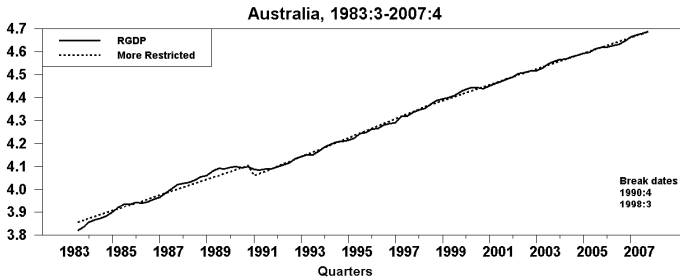


# Identifying the Length of Slumps

- Slumps end at the second break date ( $Tb_2$ ).
- For the “More Restricted” model, this is identified as a change in trend growth from a “slump” growth phase to a “normal” growth phase.
- How well is this identified?

# Identifying the Length of Slumps

## Australian Real GDP (Figure 3 of PP)



# Revisiting The Long-Run Effects of Recessions

## *Previous Literature*

Evidence regarding U.S. post-war recessions is largely consistent with PP:

- Kim and Murray (2002); Kim, Morley and Piger (2005)

Evidence from international data not so sanguine:

- Cerra and Saxena (2008) find large permanent effects of financial crises on output.
- Kim, Morley and Piger (2005) find large permanent effects of recessions in Canada and the U.K.

# Revisiting The Long-Run Effects of Recessions

## *A Simpler Model of a Recession with Permanent GDP Effects*

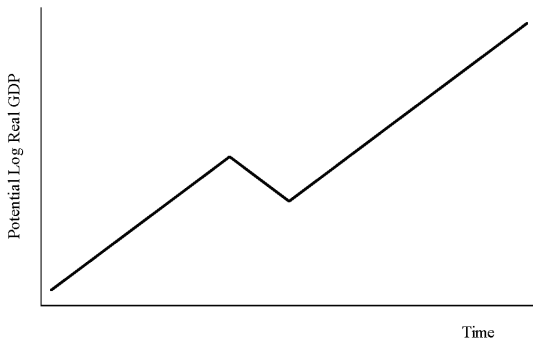
- The “More Restricted” model produces slumps with only transitory GDP effects.
- To allow for permanent GDP effects, PP remove restrictions.
- An alternative model with permanent GDP effects can be obtained by *adding* restrictions to the “More Restricted” model.



# Revisiting The Long-Run Effects of Recessions

By imposing the restriction  $\theta_1 = \theta_2 = 0$ , we obtain:

$$y_t = \mu + \beta t + \gamma_1 DU_{1t} + \sum_{i=1}^k \rho_i y_{t-i} + u_t$$



# Revisiting The Long-Run Effects of Recessions

## *Is Japan Relevant to the Great Recession?*

- PP note there was no deep decline in the level of real GDP following Japan's early 1990s financial crisis, and argue that this limits its relevance to the U.S. Great Recession.
- However, the decline in growth rates between the two episodes is more similar.
- Also, the post-Great Recession experience to date is consistent with slower growth, rather than a recovery.

# Conclusion

PP have provided us with a novel modeling strategy for identifying slumps and measuring their long-run effects.

Future research that investigates the role of policy in generating different paths of recovery following recessions will be of considerable interest.